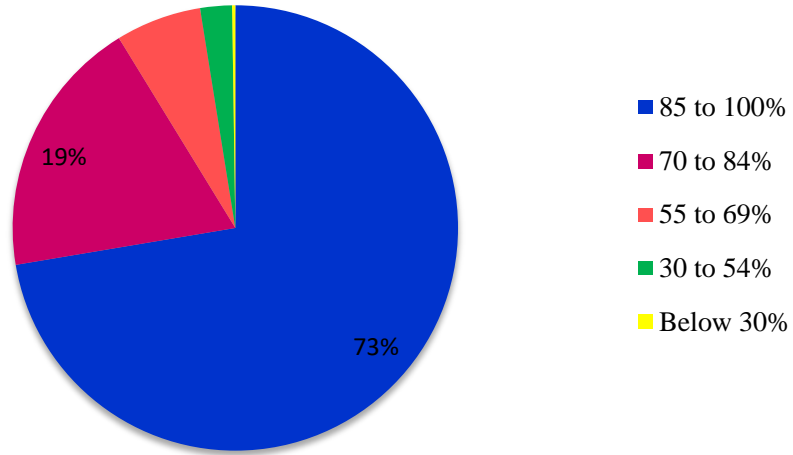
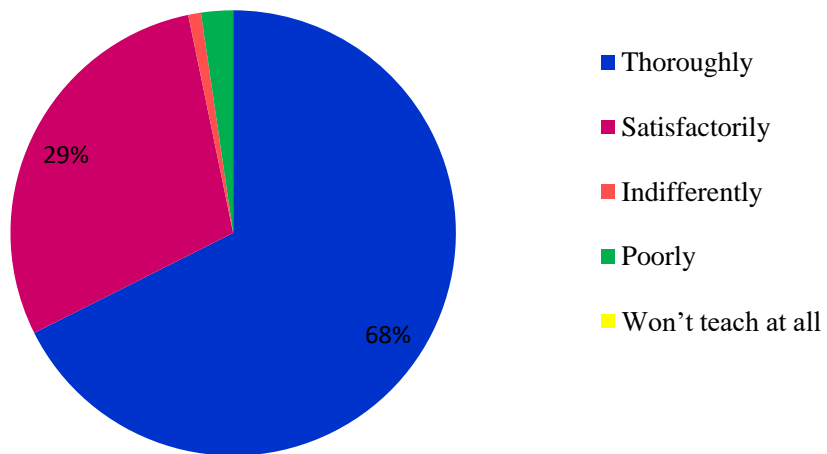


**2017-2018  
STUDENTS FEEDBACK ANALYSIS**

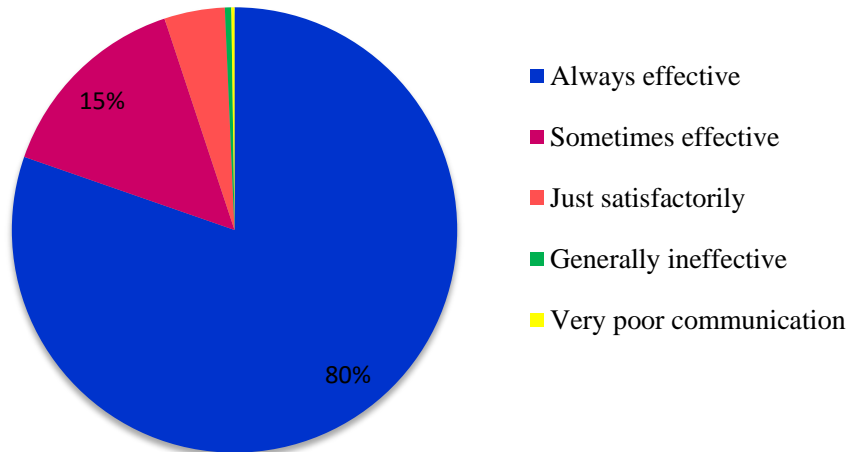
**1. How much of the syllabus was covered in the class?**



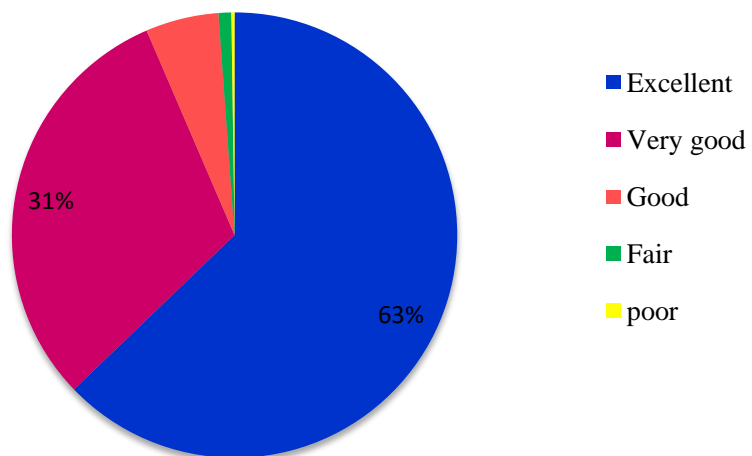
**2. How well did the teachers prepare for the classes?**



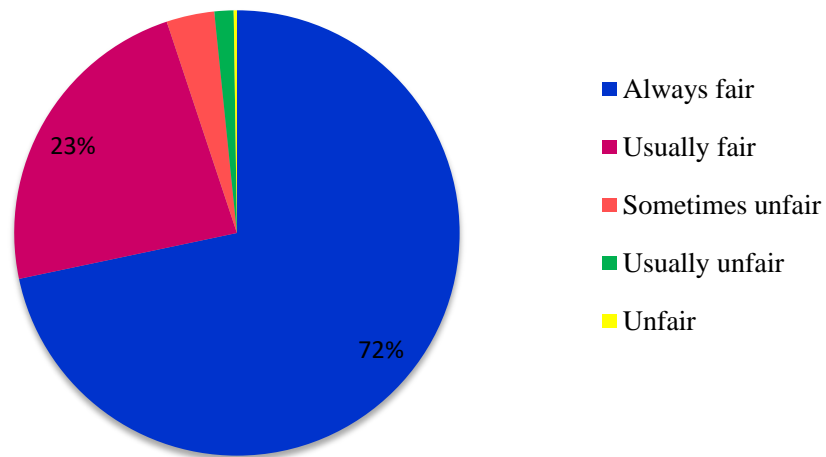
**3. How well were the teachers able to communicate?**



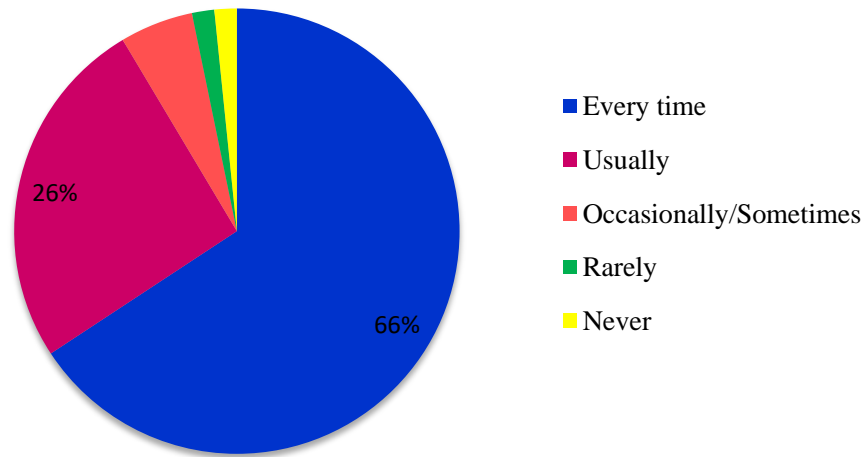
**4. The teacher's approach to teaching can best be described as.**



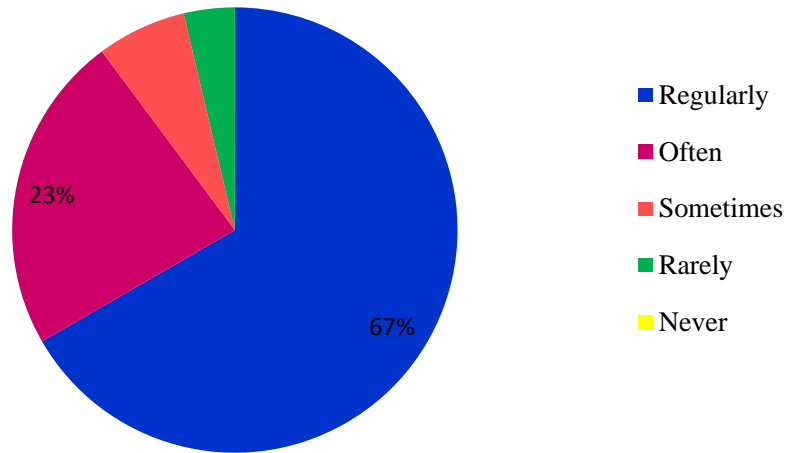
**5. Fairness of the internal evaluation process by the teachers.**



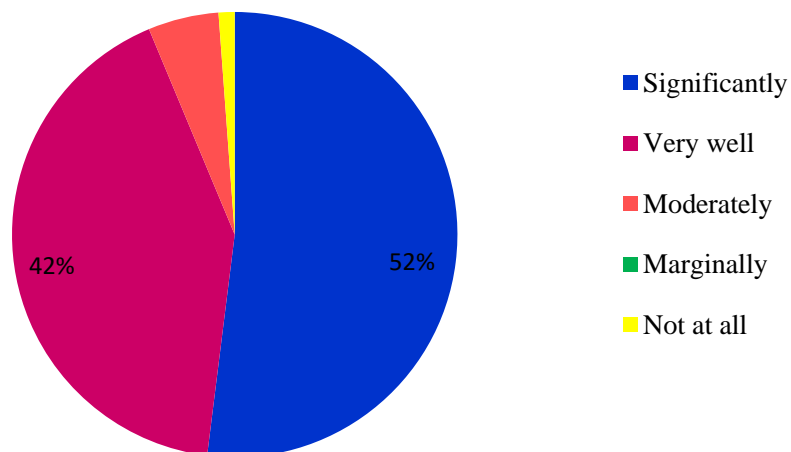
**6. Was your performance in assignments discussed with you?**



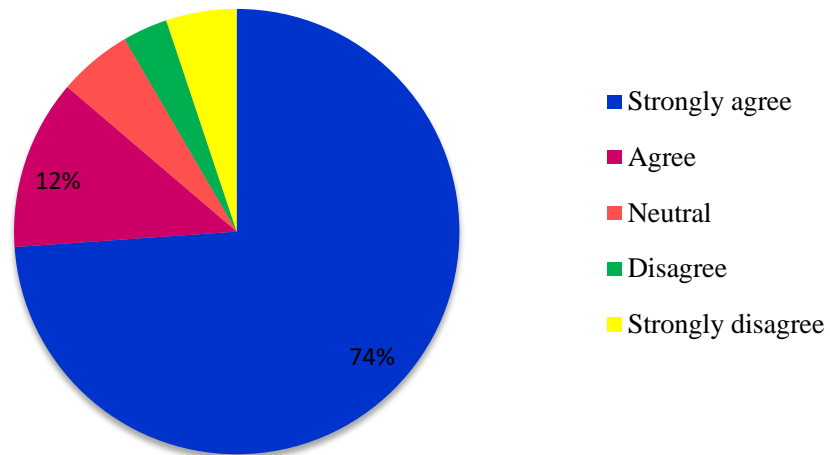
**7. The institute takes active interest in promoting internship, student exchange, and field visit opportunities for students.**



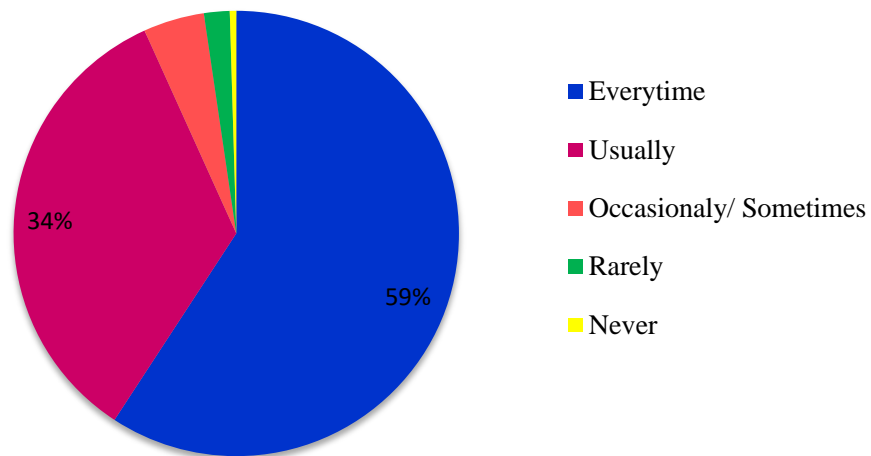
**8. The teaching and mentoring process in your institution facilitates you in cognitive, social and emotional growth.**



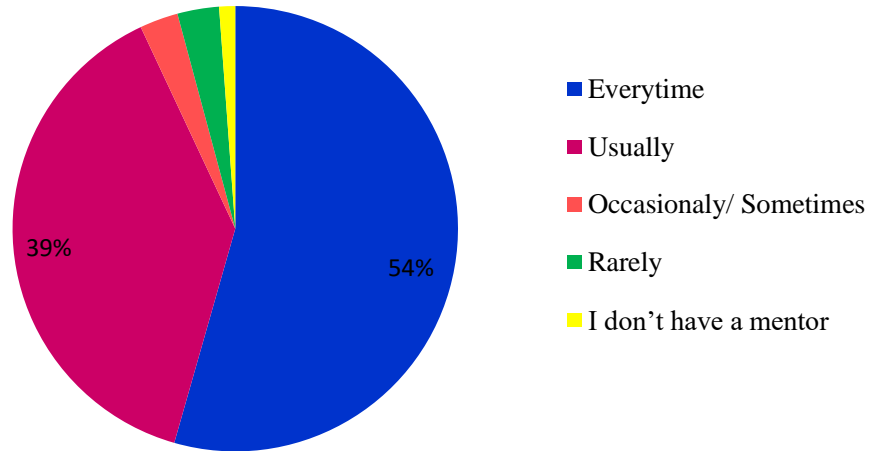
**9. The institution provides multiple opportunities to learn and grow.**



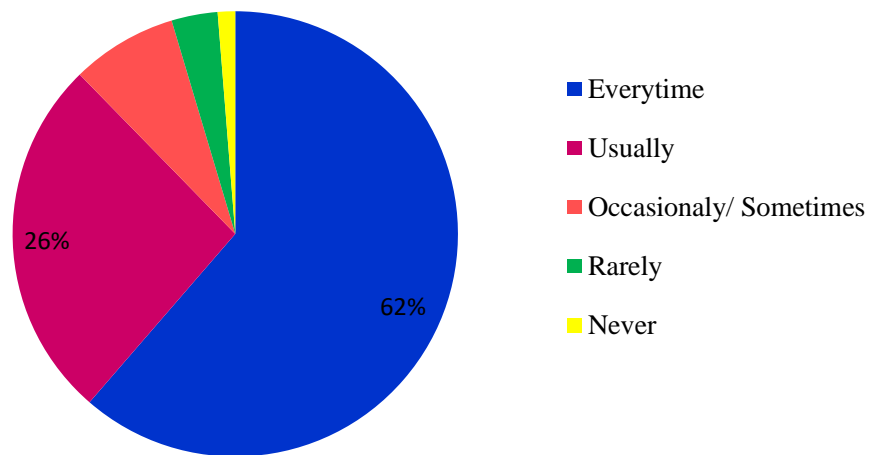
**10. Teachers inform you about your expected competencies, course outcomes and programme outcomes.**



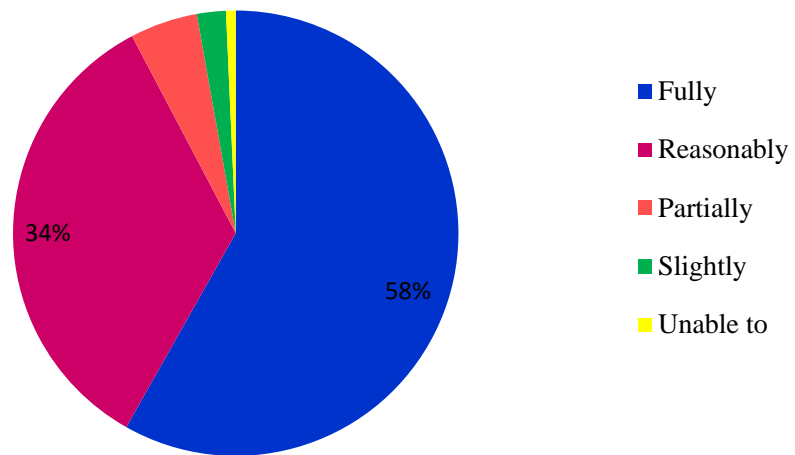
**11. Your mentor does a necessary follow-up with an assigned task to you.**



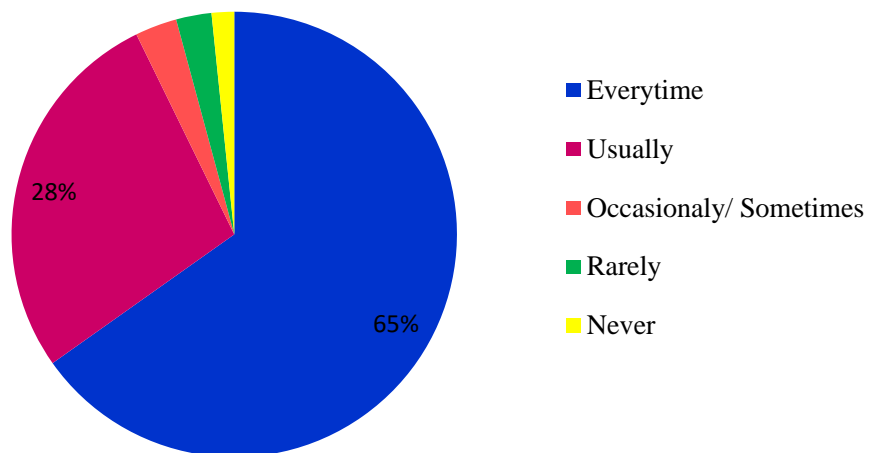
**12. The teachers illustrate the concepts through examples and applications.**



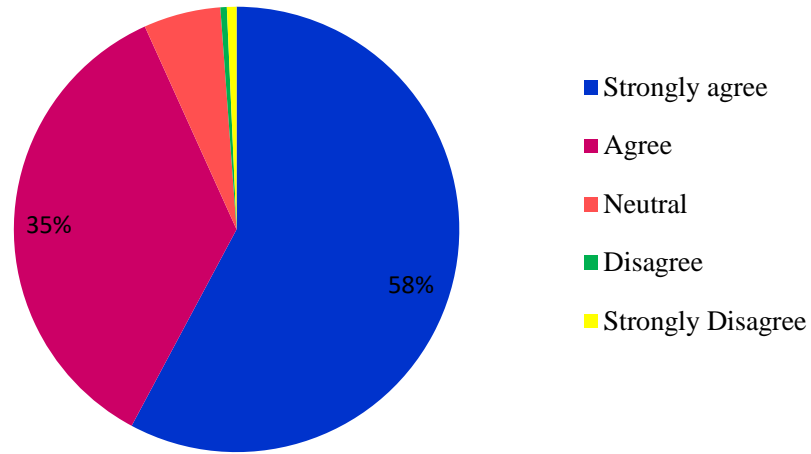
**13. The teachers identify your strengths and encourage you with providing right level of challenges.**



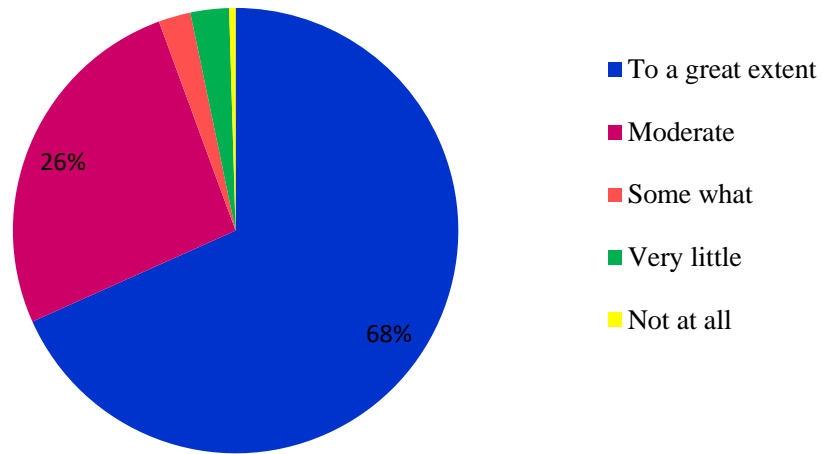
**14. Teachers are able to identify your weaknesses and help you to overcome them.**



**15. The institution makes effort to engage students in the monitoring, review and continuous quality improvement of the teaching learning process.**

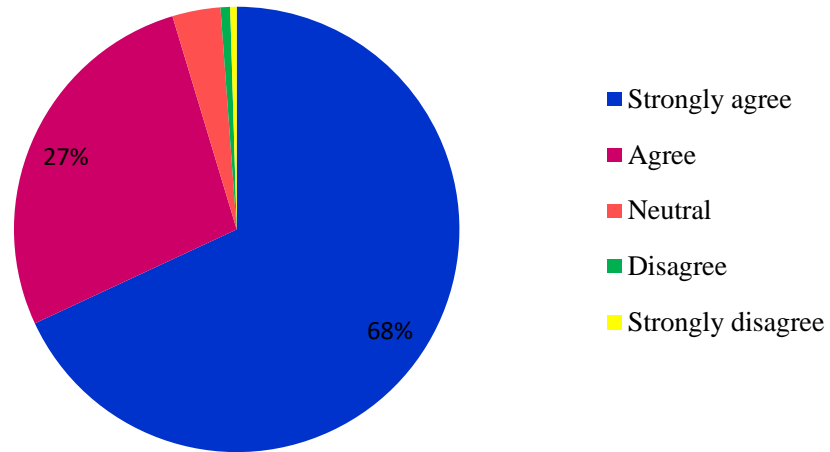


**16. The institute/ teachers use student centric methods, such as experiential learning, participation learning and problem solving methodologies for enhancing learning experiences.**

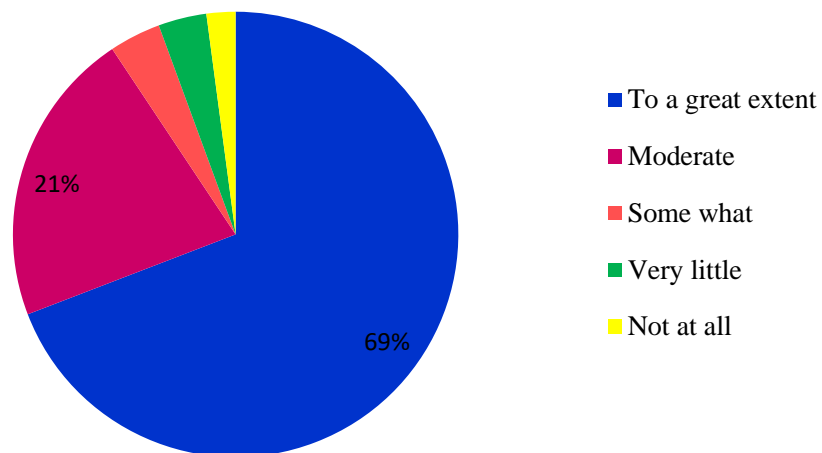




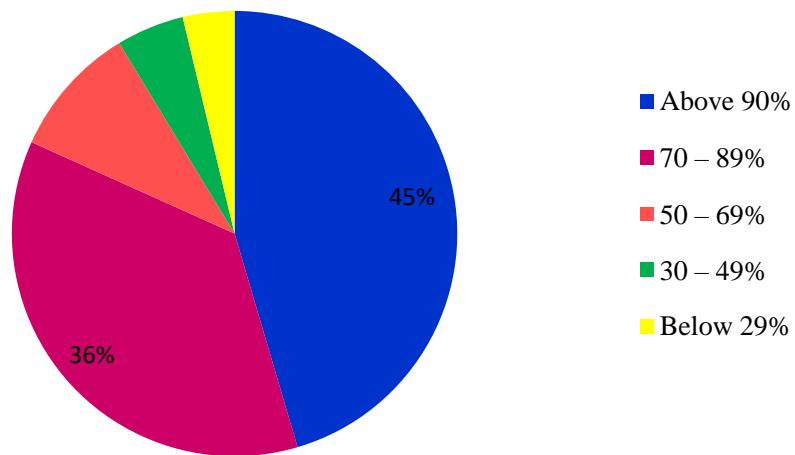
**17. Teachers encourage you to participate in extracurricular activities.**



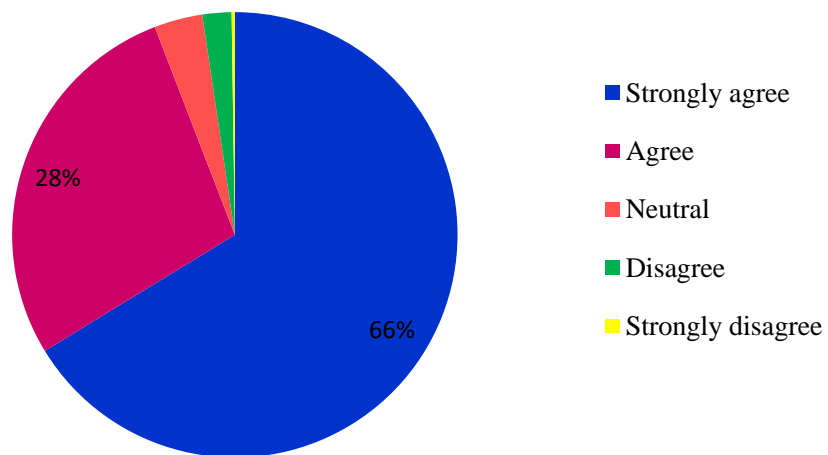
**18. Efforts are made by the institute/ teachers to inculcate soft skills, life skills and employability skills to make you ready for the world of work.**



**19. What percentage of teachers use ICT tools such as LCD projector, Multimedia, etc. while teaching.**



**20. The overall quality of teaching-learning process in your institute is very good.**



### **Suggestions:**

- **Enhancement of Canteen Facilities**
- **Enhancement of Sitting arrangement in Library**
- **Increase Sports Facility in Campus**

### **Summary:**

Regarding the coverage of syllabus, 92 percent of students are satisfied with the coverage of 70 to 100 percent syllabus. And 95 to 97% of the students appreciated the preparedness of teachers with the remark 'Thoroughly' and 'satisfactorily' and 95 percent of students appreciated the effective communication with 80 percent remark 'Always Effective'. Moreover, 88 % of the students describe teacher's approach with remarks 'Excellent' and 'Very Good'. 88% of students are satisfied with the practical examples and applications mentioned by the teacher while explaining the concepts and 93 % of them are of the view that teachers identify student's strengths and 93 % again are of the view that teachers identify student's weakness and encourage students to overcome them. Also 81% of them opine that teachers make satisfactory use of ICT Tools during teaching.

Regarding mentoring, 80% of students strongly agree and appreciate the effort put in by the college to improve the quality of teaching and learning process & to facilitate cognitive, social and emotional growth of students. Regarding information provided by teachers about competencies, course outcomes and programme outcomes, 94% of the students get satisfied with them. 86% of students strongly agree with the effort put in by the teachers to encourage students to participate in extracurricular activities The efforts made by the college/ teachers to inculcate soft skills, life skills and employability skills to make students ready for the world of work are appreciated to great extent by 90% students.

The evaluation process and transparency in the system is well applauded by 95% of the students. Similarly, 90 to 92 percent of students said that performance in assignments is always discussed with them. The 91% of students get satisfied with follow up regarding assigned task.

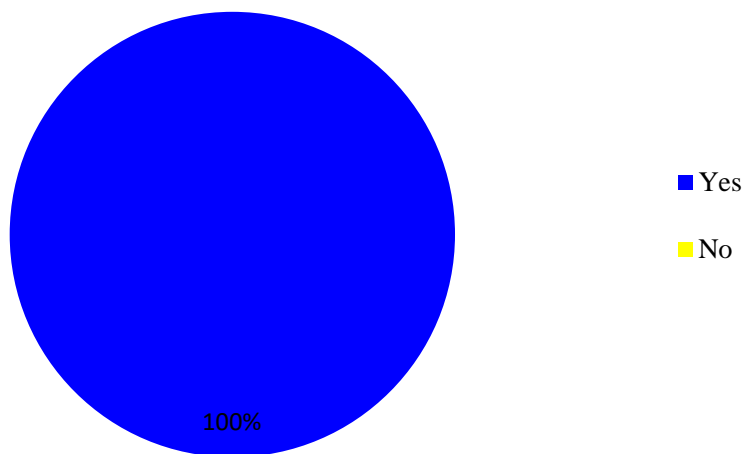
The teaching-learning process in the institute with the implementation of modern and distinctive methods, such as experiential learning, participation learning and problem solving methodologies, could gain the satisfaction levels up to Excellent from 93 % students. Regarding information provided by teachers about competencies, course outcomes and programme outcomes, 94% of the students are satisfied.

**Conclusion:**

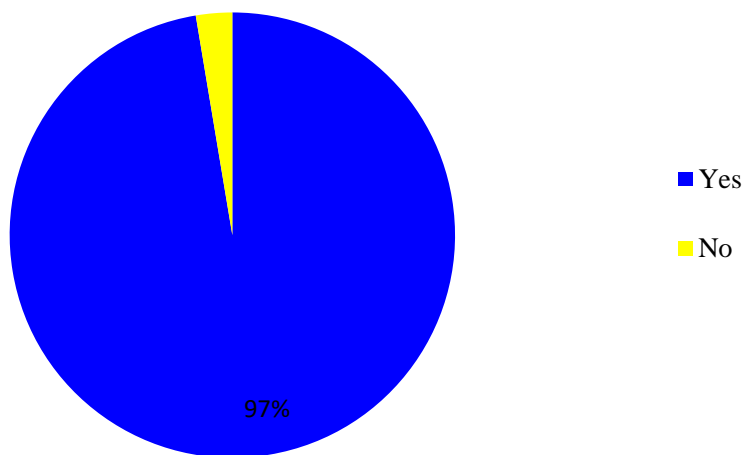
Overall 89% students are satisfied with the quality, preparedness, and input of teachers in the college. More than 88 % students 'strongly agree' with efforts made by the college for overall development of students. Regarding evaluation and follow up process, a total of 92 % students are satisfied with them. Quality of teaching-learning process could gain the satisfaction levels up to 'Excellent' from 94 % of students.

## 2017-2018 TEACHER FEEDBACK ANALYSIS

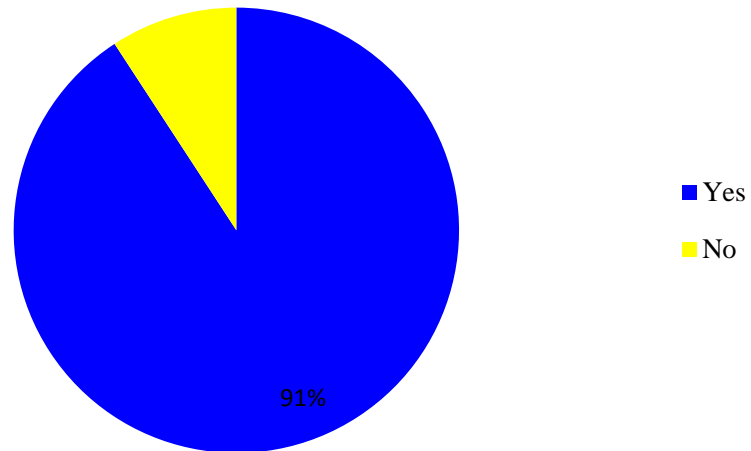
1. Are you satisfied with the infrastructure of the college?



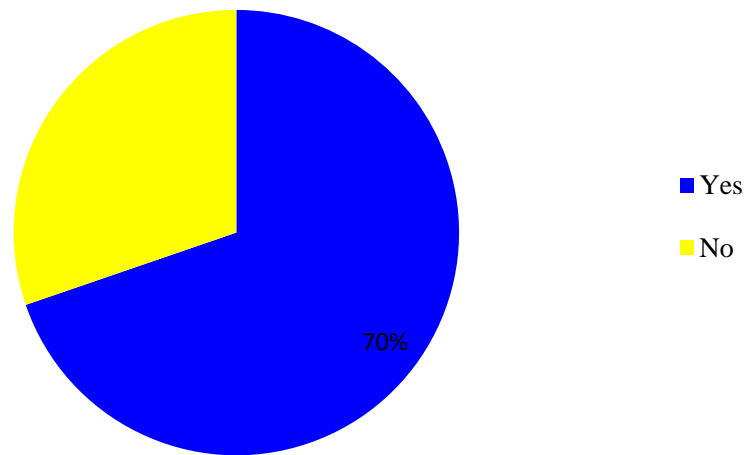
2. Are you being updated with the latest teaching techniques & technology?



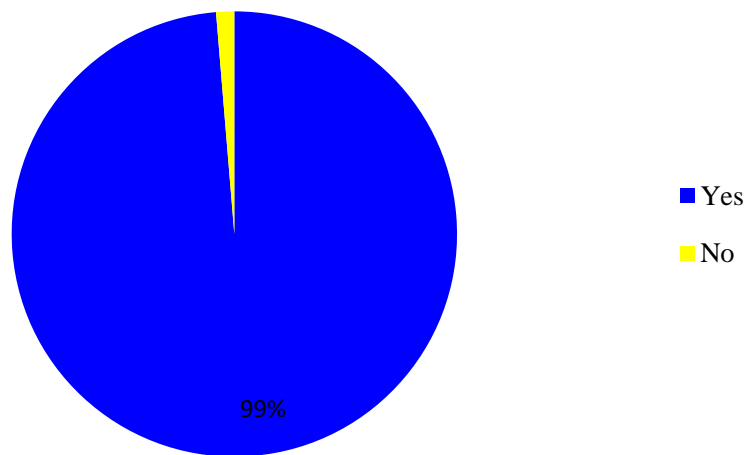
**3. Are you provided opportunities to attend training, conferences workshops and seminars for professional growth and are you satisfied with the administration approval & attitude towards Research & professional growth?**



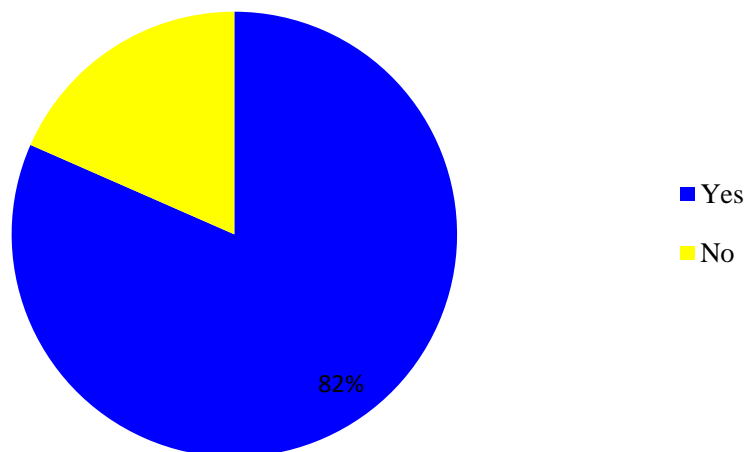
**4. Are you satisfied with the teacher taught ratio.**



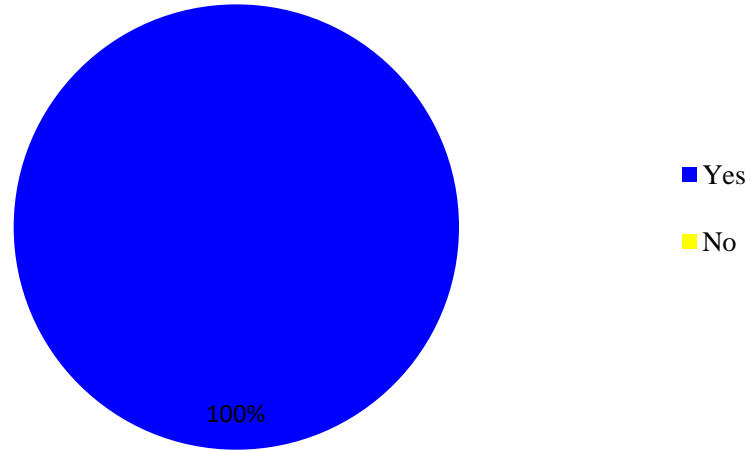
**5. Is the attitude of the administration & non-teaching staff co-operative & respectful?**



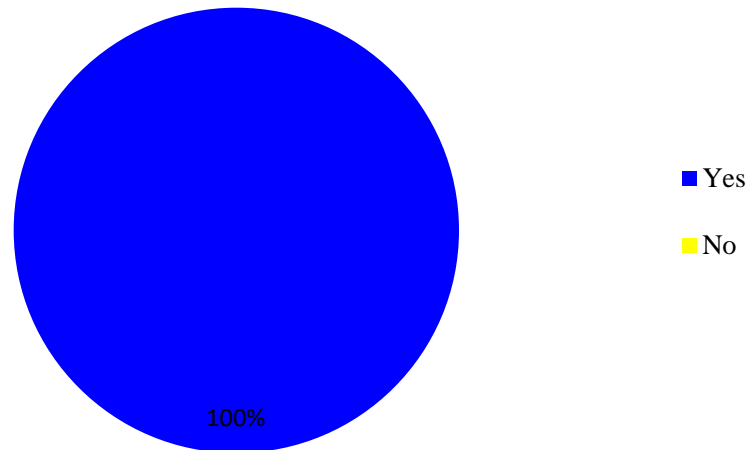
**6. Are you satisfied with the curriculum & syllabus?**



**7. Are you contributing to the holistic education of the students (soft skill & personality development)?**

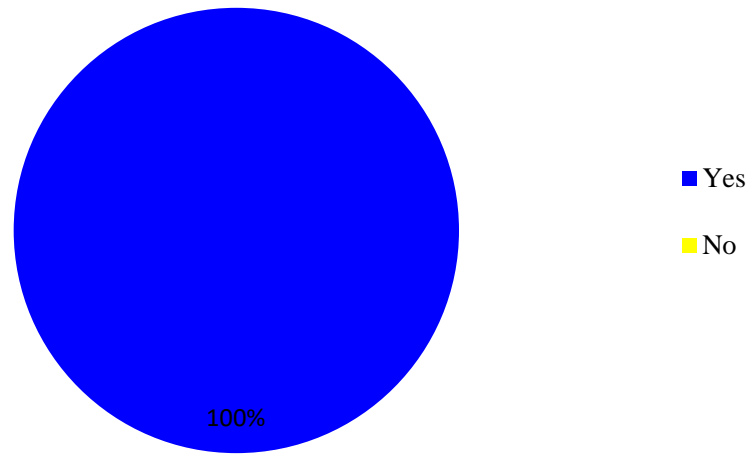


**8. Do you motivate the students to use extra resources like library, journals & on-line sites?**

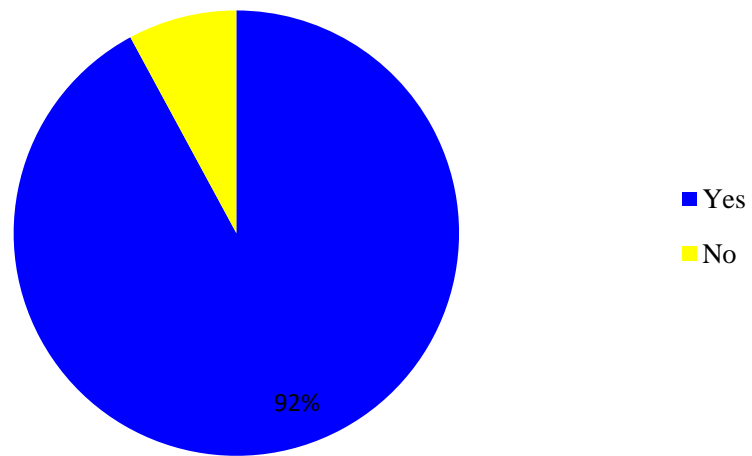




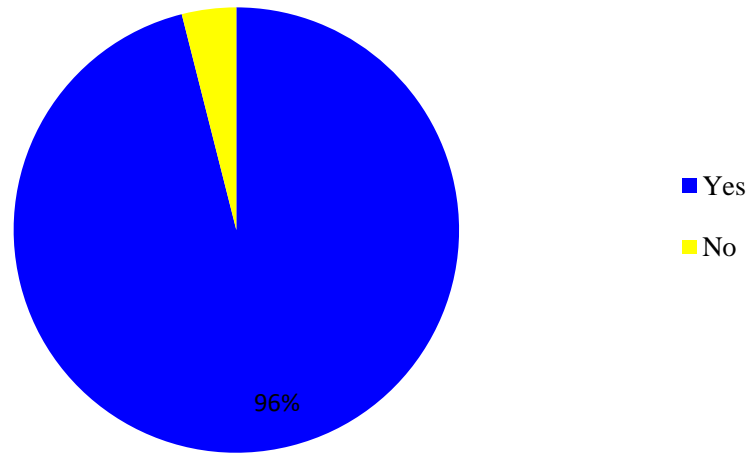
**9. Do you motivate the students to express themselves freely & with confidence?**



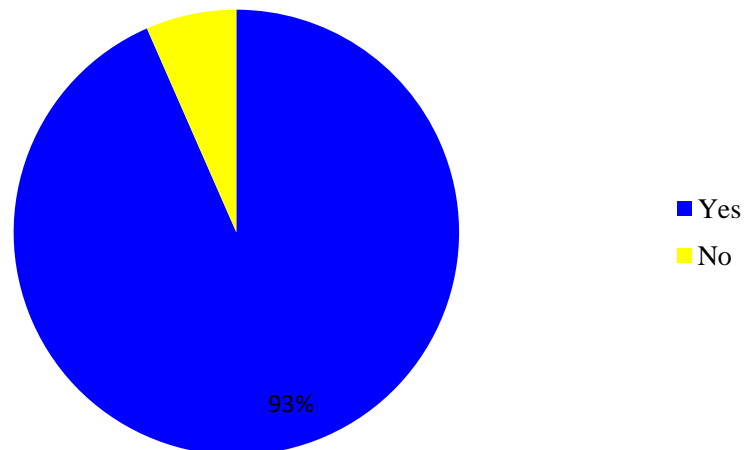
**10. Do you believe in establishing personal rapport with the students?**



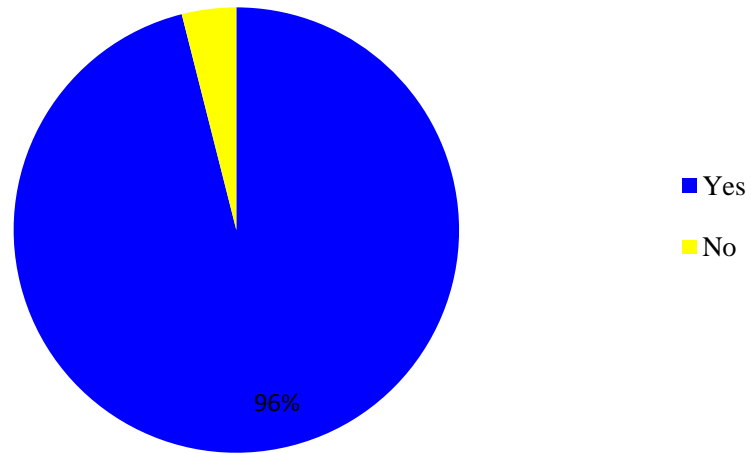
**11. Are you confident in your ability to promote students', emotional, social & problem solving skills?**



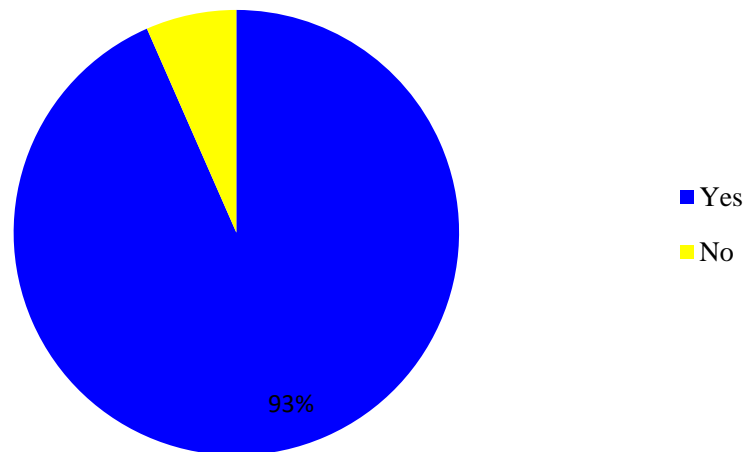
**12. Do you devote extra time if needed to students who have special educational needs?**



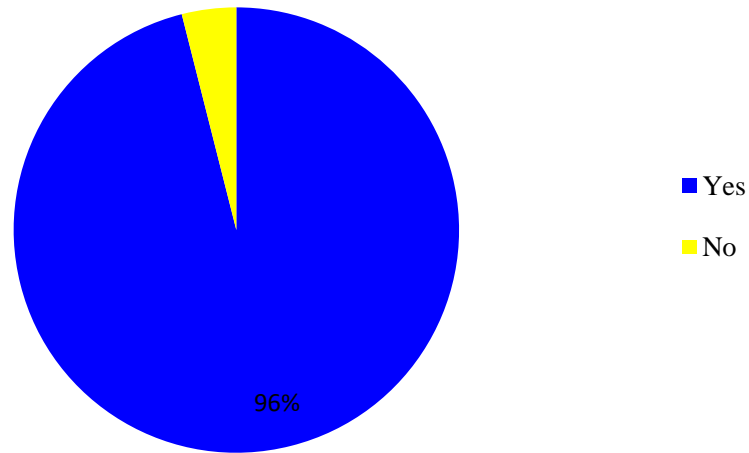
**13. Are you satisfied with the newly launched schemes – Deeksha (Orientation), Mentor- Mentee schemes and syllabus booklet?**



**14. Are you awarded grades and scales in time?**



**15. Are you aware of welfare scheme of government being provided to you (LTC, CCL, Loans, and Medical)?**



**Summary:**

Regarding holistic education of the students, 100 percent of staff members are confident of their contribution towards it. Moreover, 100 % of staff motivates the students to use extra resources like library; journals & on-line sites. Also 100 % of staff motivates and encourages the students to express them freely and with confidence. While 92 % of staff believes in establishing personal rapport with the students, 96 % of staff members are confident about their abilities to promote students' emotional, social & problem solving skills. 93 % of staff devotes extra time as per requirement to students with special educational needs. Regarding teacher taught ratio, 70% staff is satisfied with it and 83 % of staff is satisfied with the curriculum & syllabus.

97 % of staff members keep themselves updated with the latest teaching techniques and technology. Also 91 % of staff members are satisfied with opportunities to attend training, conferences workshops and seminars for professional growth and also with administrative approval and attitude towards research and professional growth.

Regarding infrastructure of the college 100% of staff is satisfied. 99 % of staff members are appreciative of attitude of the administration and non-teaching staff. Similarly 96 % of the staff is satisfied with the newly launched schemes – Deeksha (orientation), mentor- mentee schemes and syllabus booklet. While 93 % of staff members approve that grades and scales are awarded on time, 96 % of staff is aware of welfare schemes of government being provided to them like LTC, CCL, Loans and Medical.

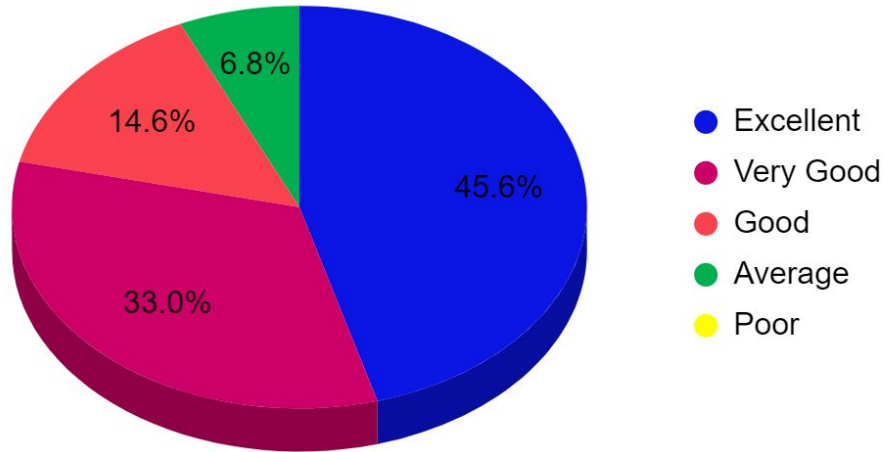
**Conclusion:**

Overall 94 % of staff is updated with various technologies required for professional growth. More than 92 % staff is positive about teaching learning process. As far as various newly launched schemes and infrastructure are concerned 95 % staff is satisfied with them.

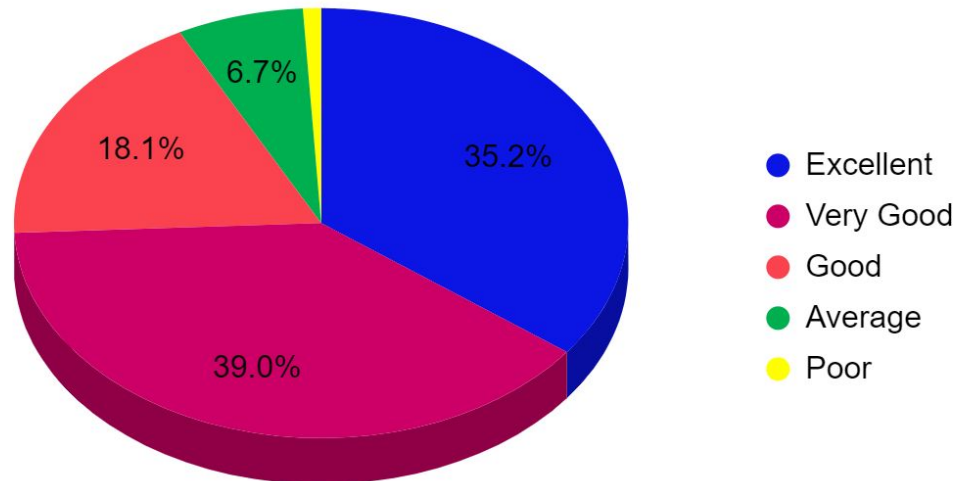
# 2017-2018 ALUMNI FEEDBACK ANALYSIS

2017-18 Alumni Feedback Analysis & Review Summary

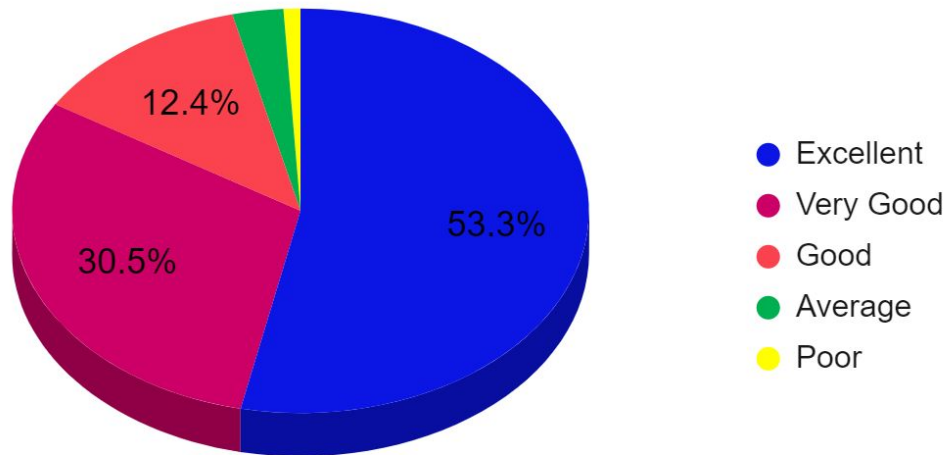
1.) How do you rate the courses that you have learnt in the college in relation to your current job /occupation ?



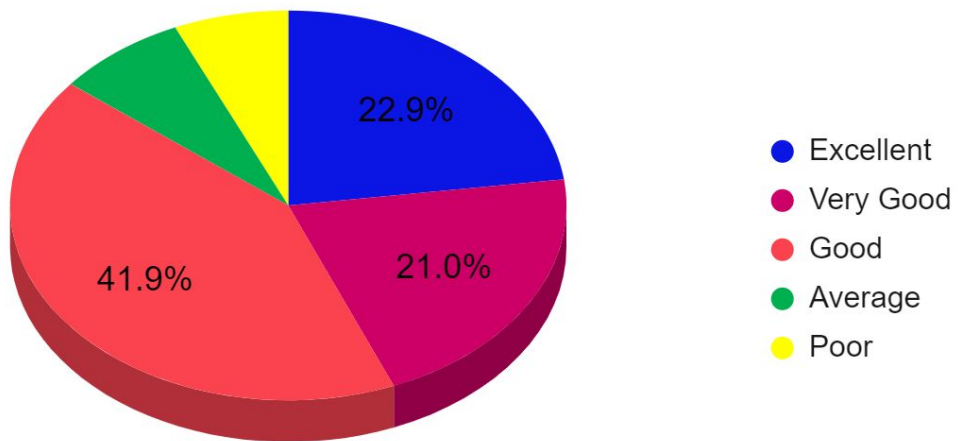
2) Infrastructure and Lab Facilities



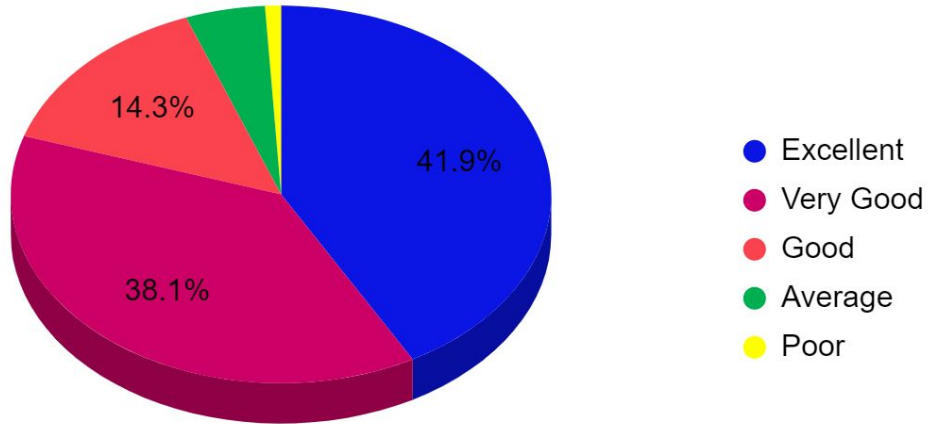
### 3) Faculty:



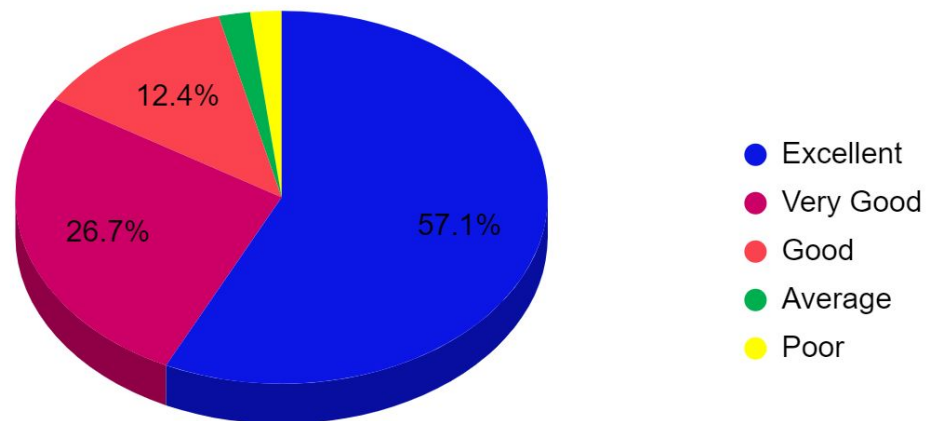
### 4) Canteen Facilities



### 5) Library

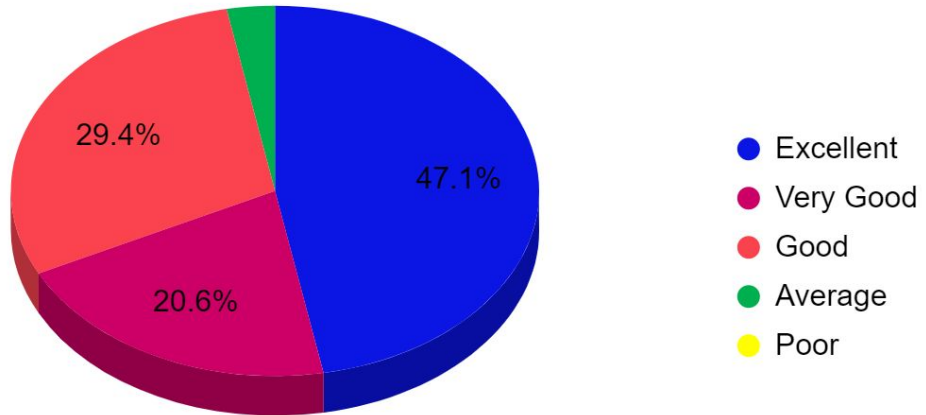


### 6) Office Staff

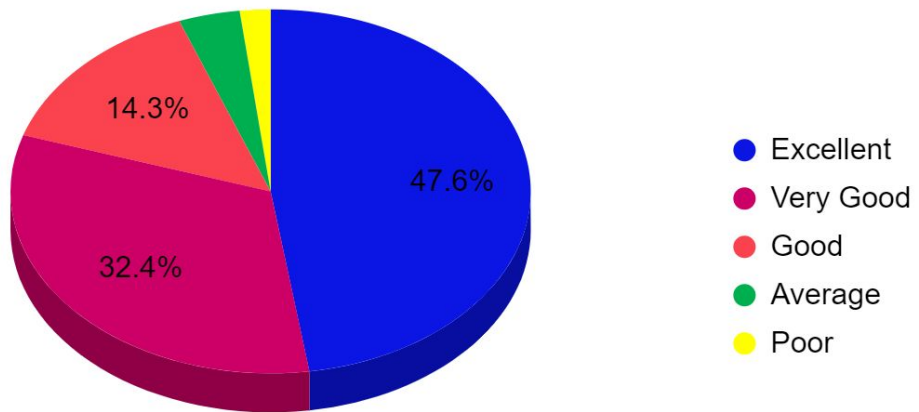




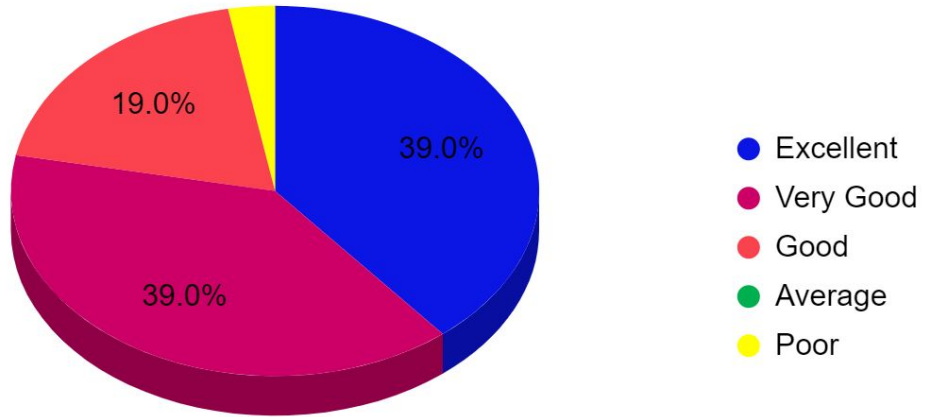
### 7) Hostel Facilities



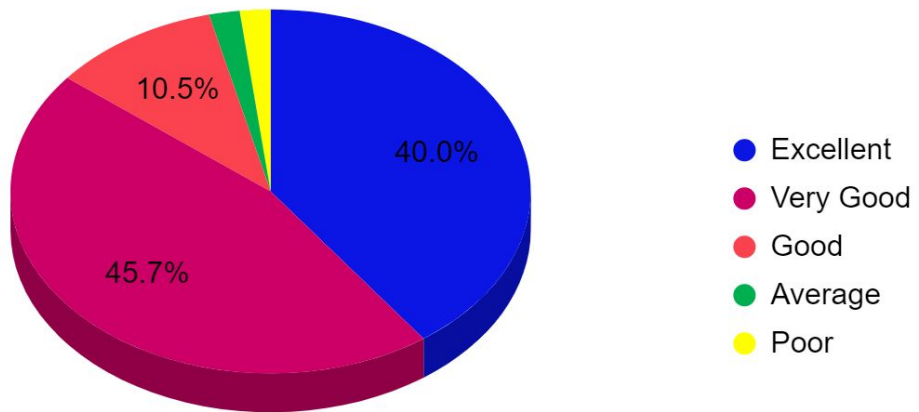
### 8) Educational Resource



### 9) Admission Procedure



### 10) Overall Rating of the College



### **Suggestions :**

- Organization of various training programs for students.
- Holding of fete..
- Provision of Girls Hostel in the campus

### **Summary :**

Regarding rating the relevance of courses offered in the college to their present job or occupation response of 79% of the alumni has been 'Excellent' & 'Very Good'. Then 84% of them applauded the eminent faculty of college as 'Excellent' & 'Very Good' while 80% found the utilization of Educational Resources as 'Excellent' & 'Very Good'. Student friendly approach of college towards the Admission Procedure has been ranked as 'Excellent' & 'Very Good' by more than 78% of the alumni.

Under the facilities and infrastructure being offered by the college, lab and canteen facilities have been marked as 'Excellent' & 'Very Good' by 74% and 88% respectively. The library in college with a vast collection of study material has been recognised as 'Excellent' & 'Very Good' by 80% of the alumni. Interaction with Office staff has been considered as 'Excellent' & 'Very Good' by 84% of the old students. Spacious and well built boys hostel in the campus has been remarked as 'Excellent' & 'Very Good' by 75%.

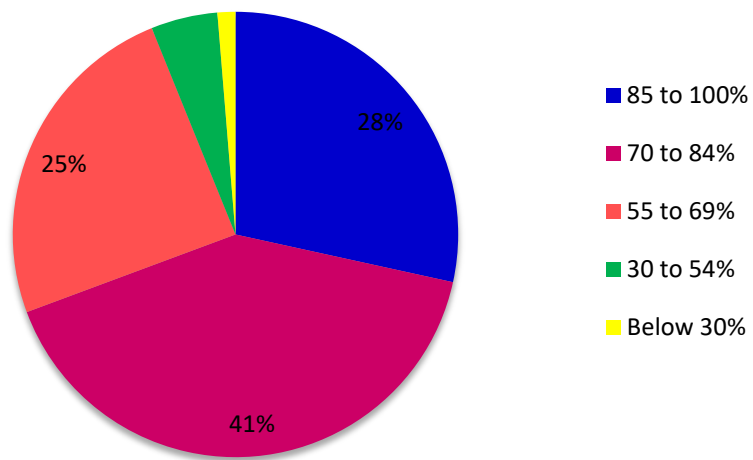
### **Conclusion :**

More than 79% of the college alumni rated the pedagogical aspects of College as 'Excellent' & 'Very Good'. More than 84% of them appreciated the available infrastructure and facilities by placing these under 'Excellent' & 'Very Good'

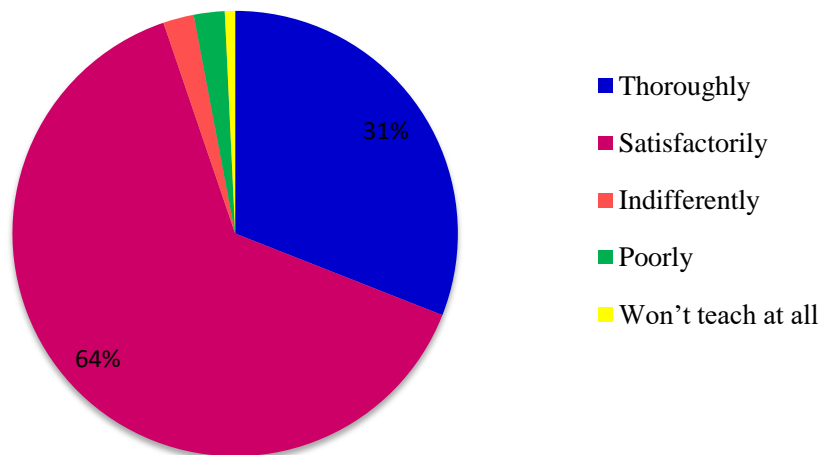
Over all 86 % of the alumni complimented the College as 'Excellent' and 'Very Good'.

## 2018-2019 STUDENTS FEEDBACK ANALYSIS

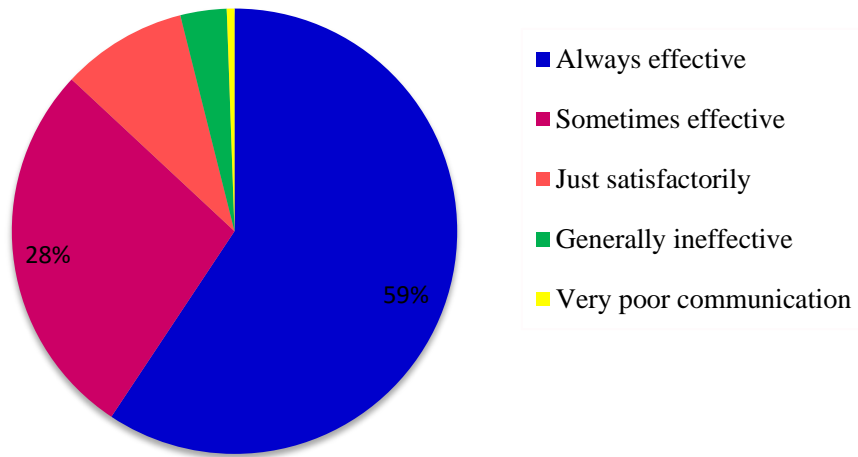
### 1. How much of the syllabus was covered in the class?



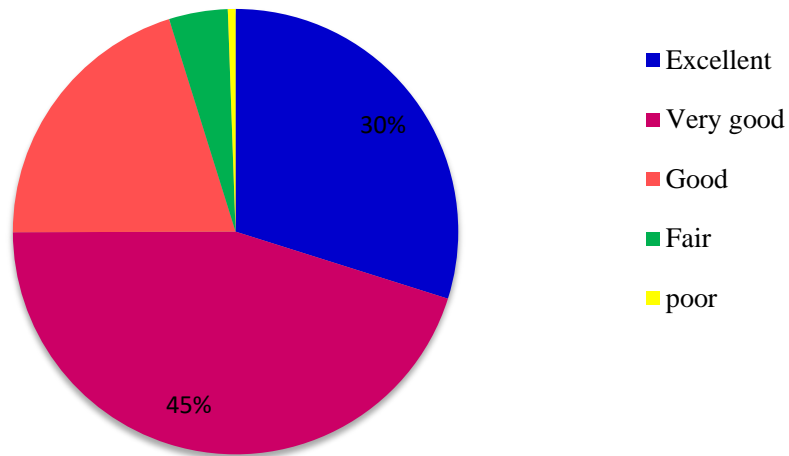
### 2. How well did the teachers prepare for the classes?



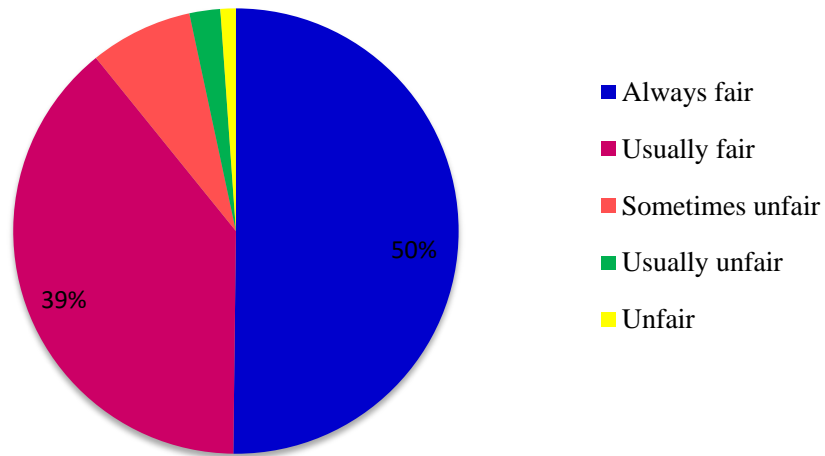
**3. How well were the teachers able to communicate?**



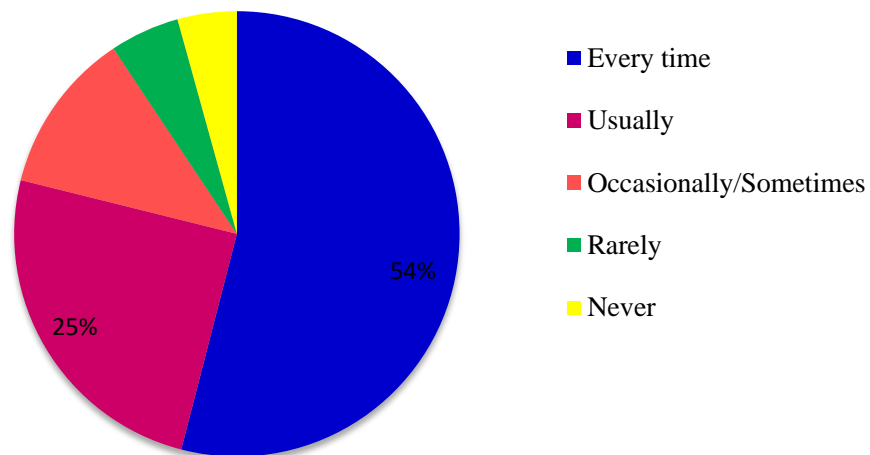
**4. The teacher's approach to teaching can best be described as.**



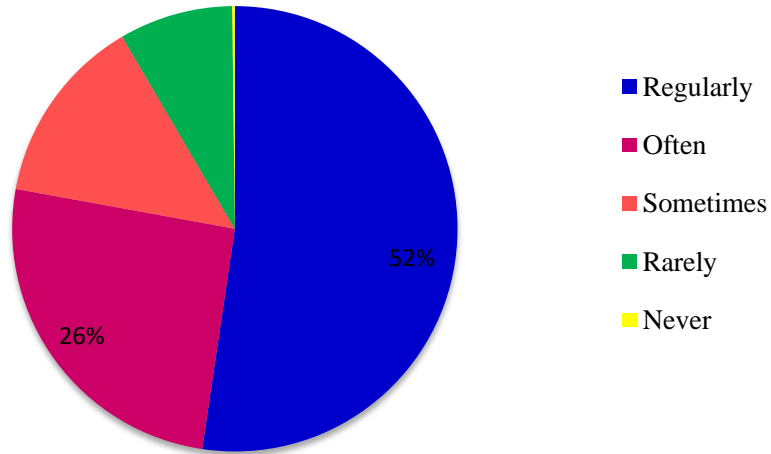
**5. Fairness of the internal evaluation process by the teachers.**



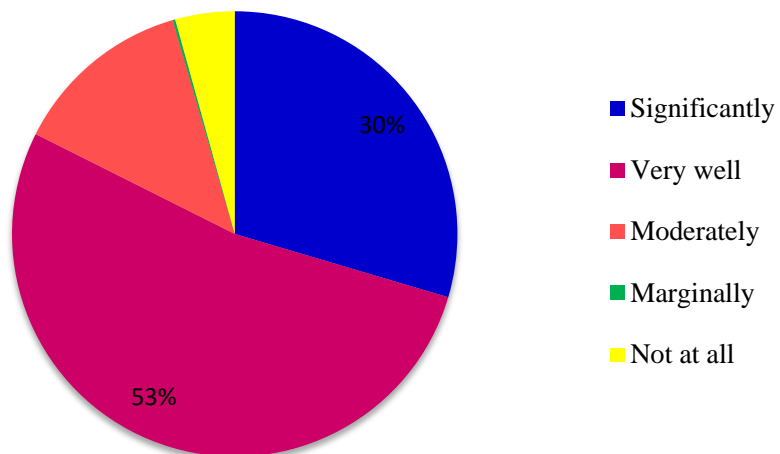
**6. Was your performance in assignments discussed with you?**



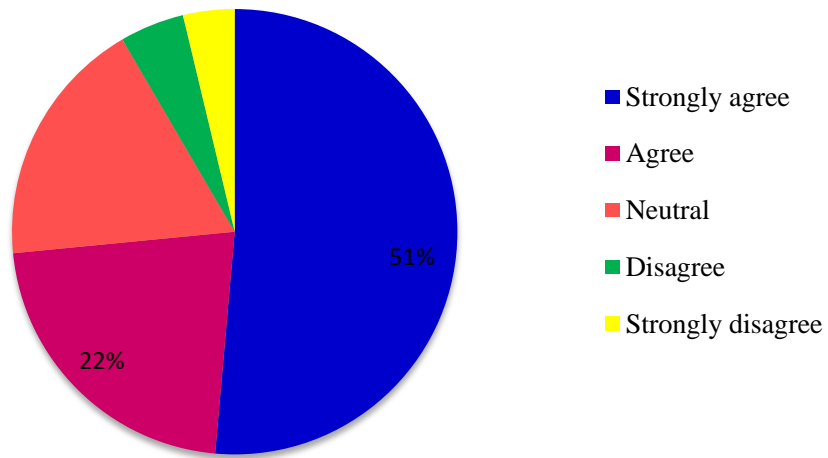
**7. The institute takes active interest in promoting internship, student exchange, and field visit opportunities for students.**



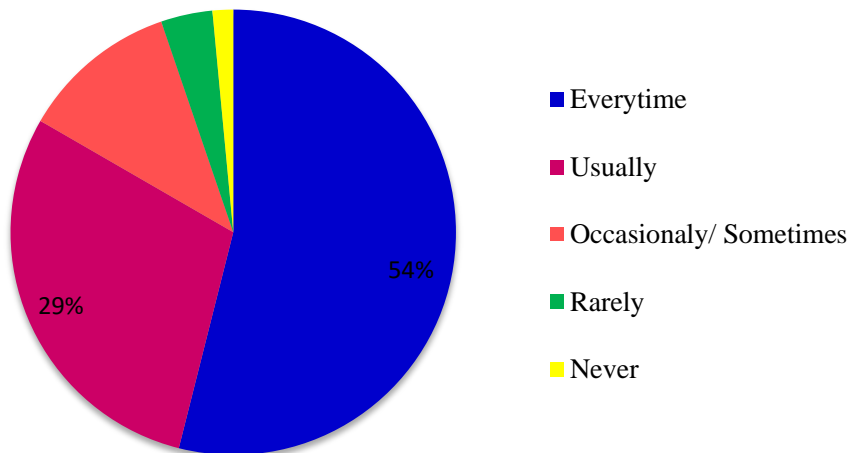
**8. The teaching and mentoring process in your institution facilitates you in cognitive, social and emotional growth.**



**9. The institution provides multiple opportunities to learn and grow.**

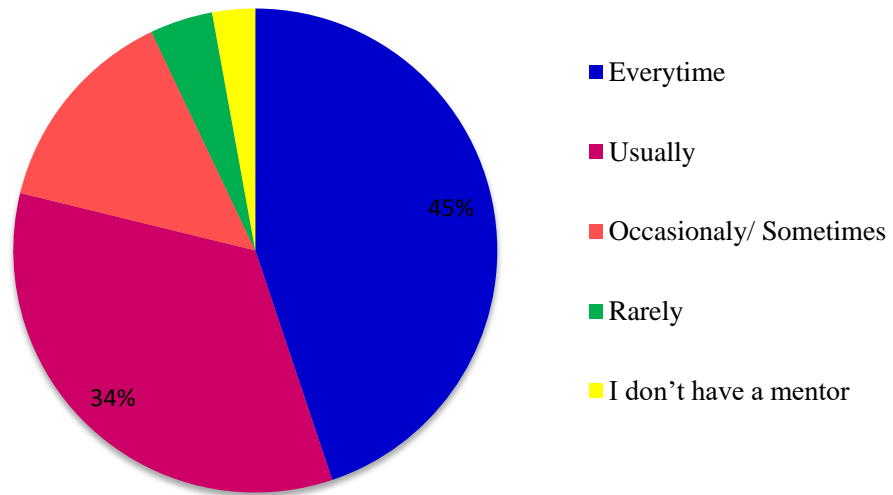


**10. Teachers inform you about your expected competencies, course outcomes and programme outcomes.**

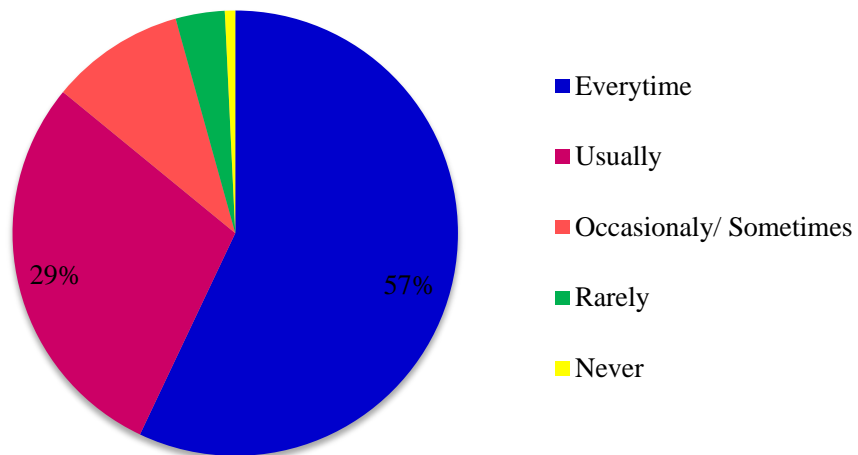




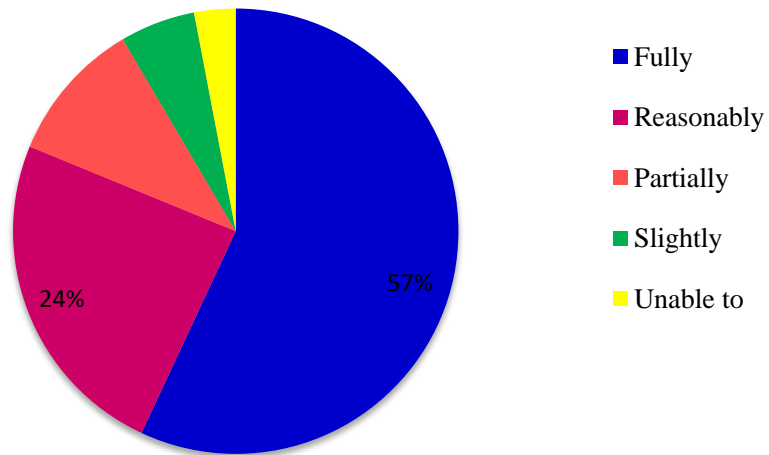
**11. Your mentor does a necessary follow-up with an assigned task to you.**



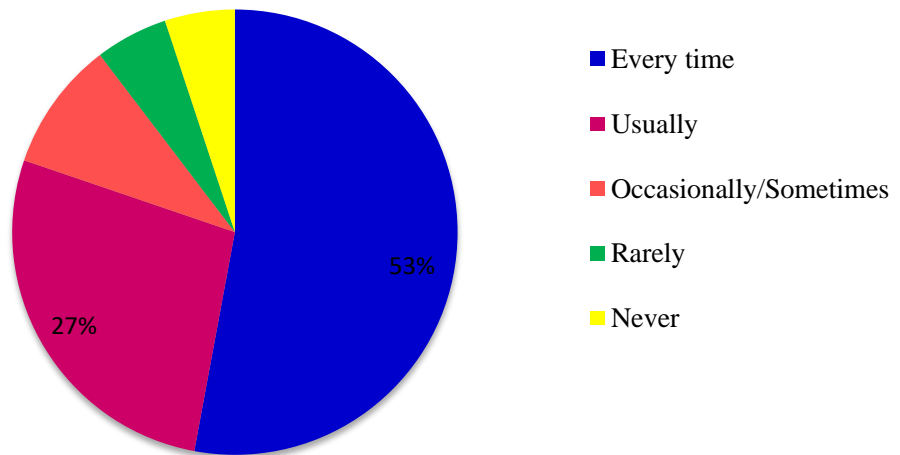
**12. The teachers illustrate the concepts through examples and applications.**



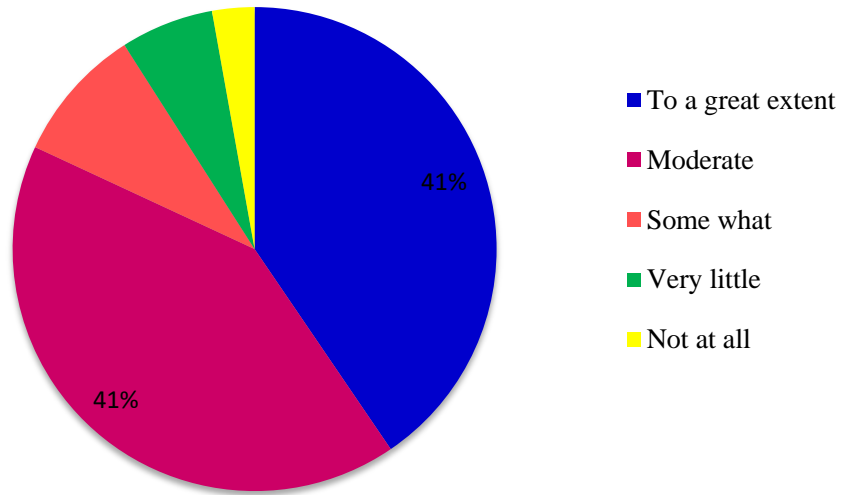
**13. The teachers identify your strengths and encourage you with providing right level of challenges.**



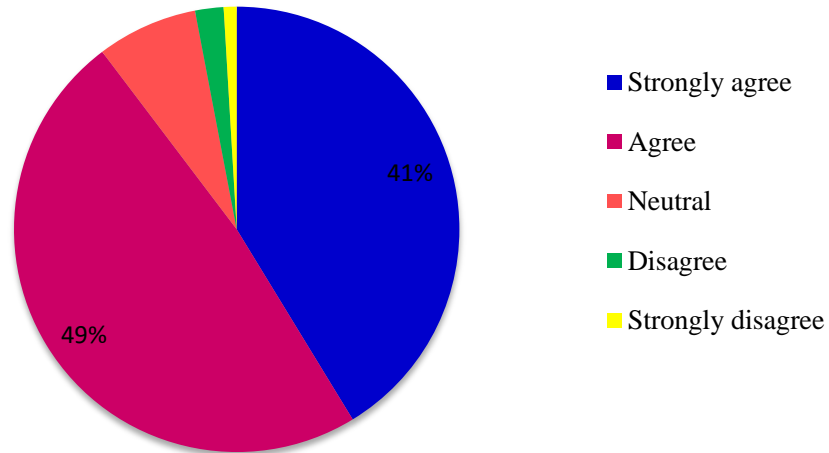
**14. Teachers are able to identify your weaknesses and help you to overcome them.**



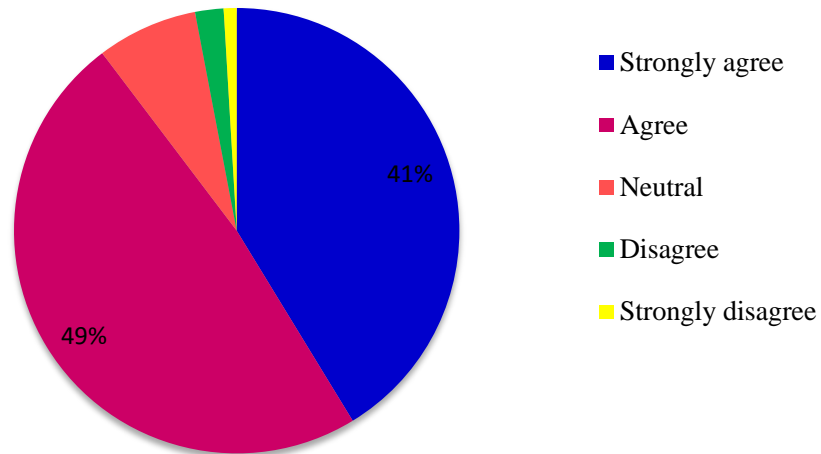
**15. The institution makes effort to engage students in the monitoring, review and continuous quality improvement of the teaching learning process.**



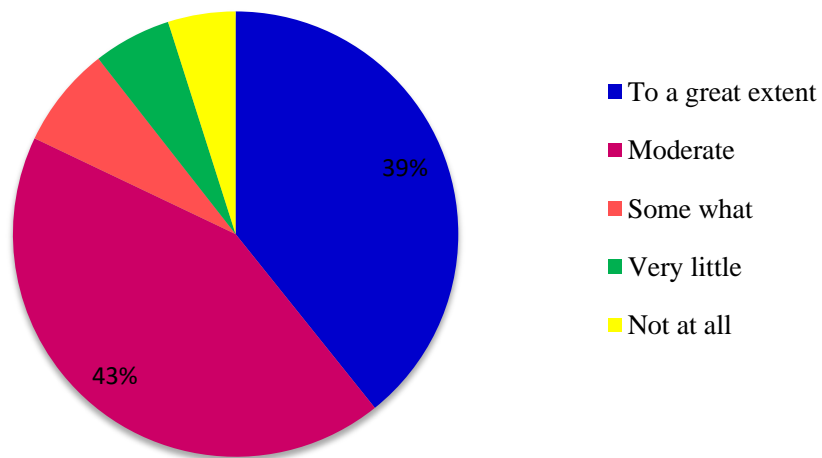
**16. The institute/ teachers use student centric methods, such as experiential learning, participation learning and problem solving methodologies for enhancing learning experiences.**



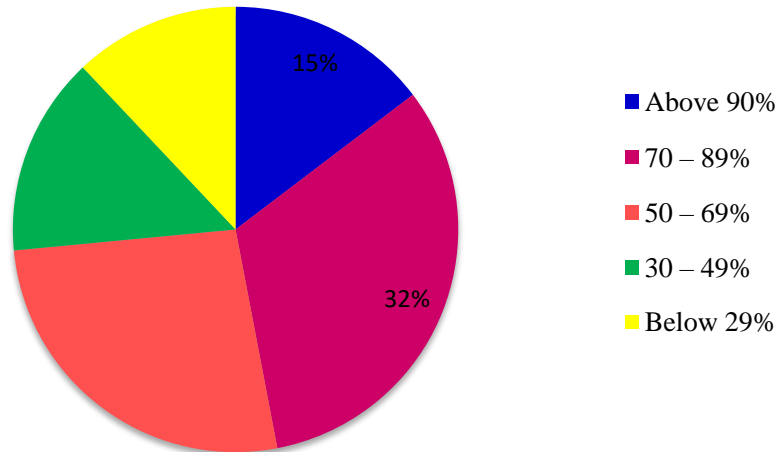
**17. Teachers encourage you to participate in extracurricular activities.**



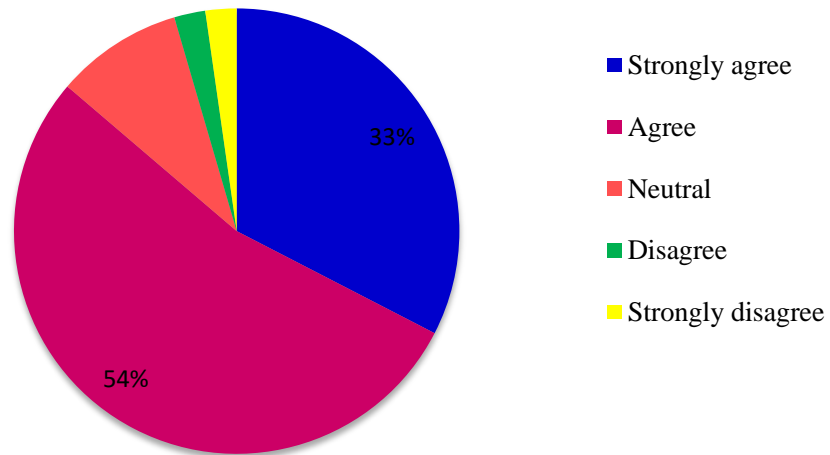
**18. Efforts are made by the institute/ teachers to inculcate soft skills, life skills and employ-ability skills to make you ready for the world of work.**



19. What percentage of teachers use ICT tools such as LCD projector, Multimedia, etc. while teaching.



20. The overall quality of teaching-learning process in your institute is very good.



### **Suggestions:**

- **Sanitization**
- **Separate Common Room for boys**

### **Summary:**

Regarding the coverage of syllabus, 65 to 69 percent of students are satisfied with the coverage of 70 to 100 percent syllabus. And 94 to 95% of the students appreciated the preparedness of teachers with the remark 'Thoroughly' and 'satisfactorily' and 85 to 87 percent of students appreciated the effective communication with 59 percent remark 'Always Effective'. Moreover, 73 – 75 % of the students describe teacher's approach with remarks 'Excellent' and 'Very Good'. 81% of students are satisfied with the practical examples and applications mentioned by the teacher while explaining the concepts and 80 % of them are of the view that teachers identify student's strengths and 81 % again are of the view that teachers identify student's weakness and encourage students to overcome them. Also 77% of them opine that teachers make satisfactory use of ICT Tools during teaching.

Regarding mentoring, 78% of students strongly agree and appreciate the effort put in by the college to improve the quality of teaching and learning process & to facilitate cognitive, social and emotional growth of students. Regarding information provided by teachers about competencies, course outcomes and programme outcomes, 73% of the students get satisfied with them. 90% of students strongly agree with the effort put in by the teachers to encourage students to participate in extracurricular activities The efforts made by the college/ teachers to inculcate soft skills, life skills and employability skills to make students ready for the world of work are appreciated to great extent by 82% students.

The evaluation process and transparency in the system is well applauded by 89% of the students. Similarly, 70 to 79 percent of students said that performance in assignments is always discussed with them. The 89% of students get satisfied with follow up regarding assigned task.

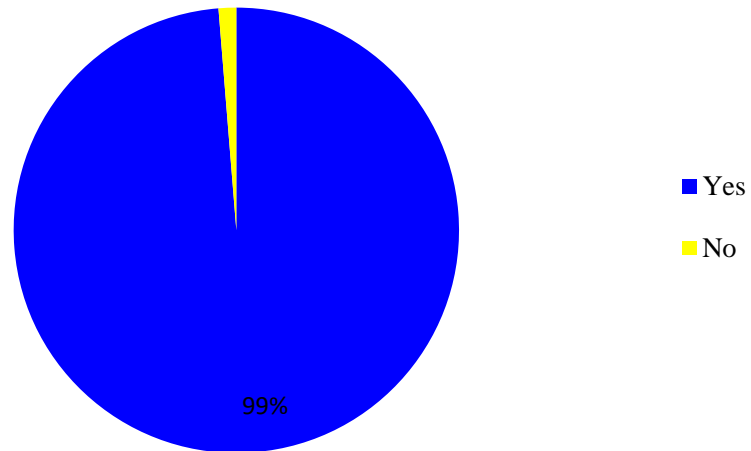
The teaching-learning process in the institute with the implementation of modern and distinctive methods, such as experiential learning, participation learning and problem solving methodologies, could gain the satisfaction levels up to Excellent from 83 % students. Regarding information provided by teachers about competencies, course outcomes and programme outcomes, 90 % of the students are satisfied.

**Conclusion:**

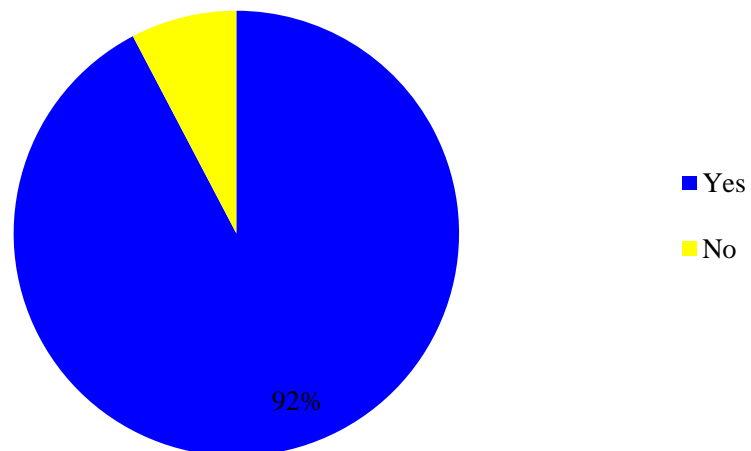
Overall 81% students are satisfied with the quality, preparedness, and input of teachers in the college. More than 80 % students 'strongly agree with efforts made by the college for overall development of students. Regarding evaluation and follow up process, a total of 84 % students are satisfied with them. Quality of teaching-learning process could gain the satisfaction levels up to 'Excellent' from 87 % of students.

## 2018-2019 TEACHERS FEEDBACK ANALYSIS

**1. Are you satisfied with the infrastructure of the college?**

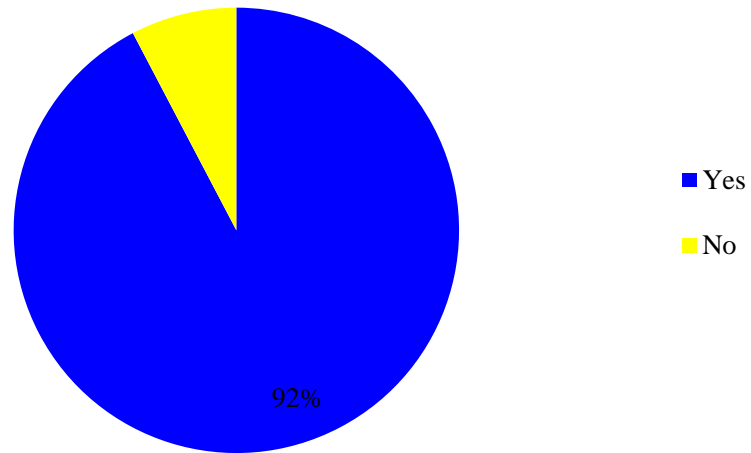


**2. Are you being updated with the latest teaching techniques & technology?**

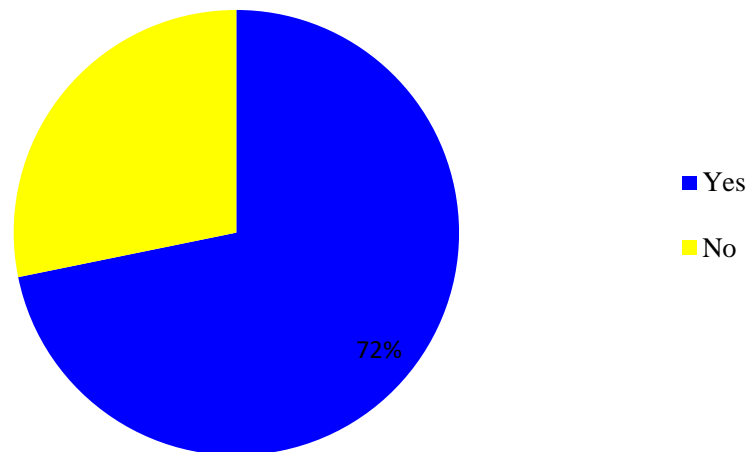




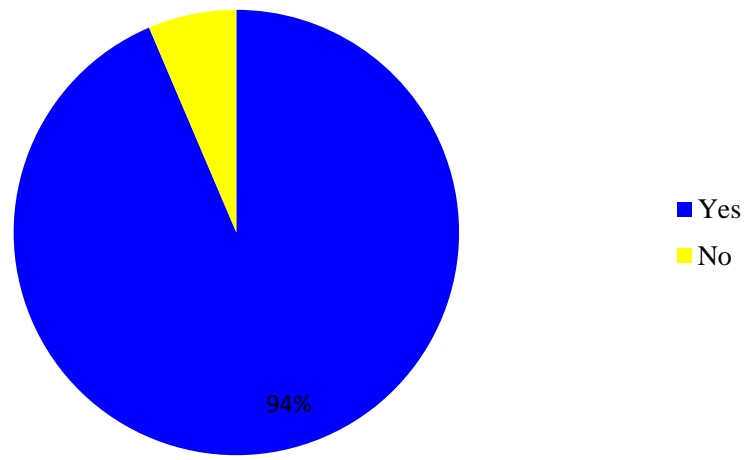
**3. Are you provided opportunities to attend training, conferences workshops and seminars for professional growth and are you satisfied with the administration approval & attitude towards Research & professional growth?**



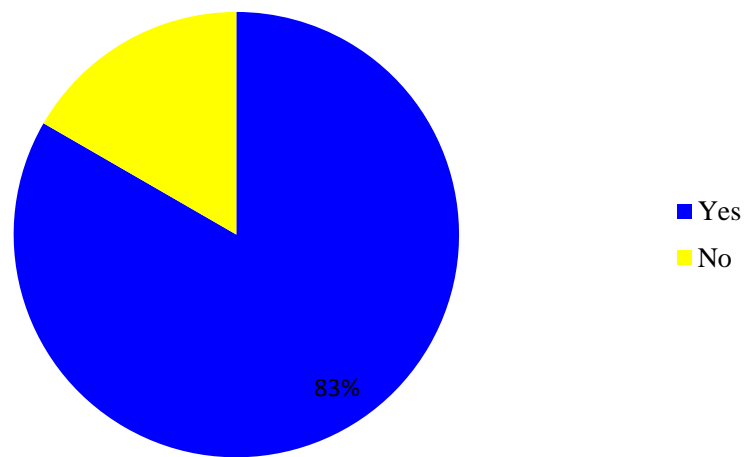
**4. Are you satisfied with the teacher taught ratio.**



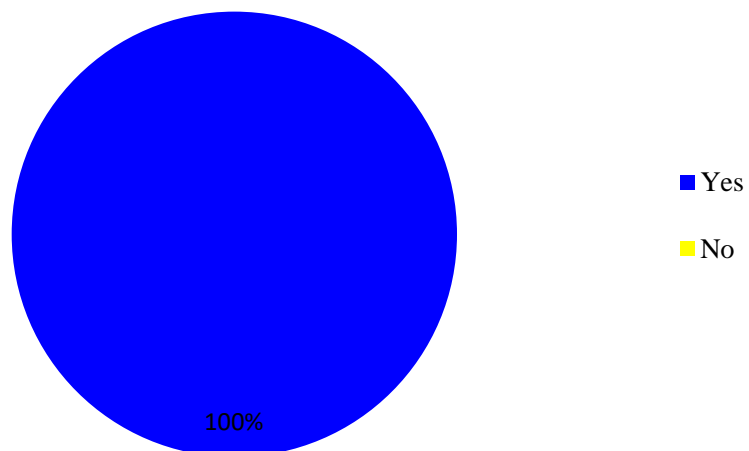
**5. Is the attitude of the administration & non-teaching staff co-operative & respectful?**



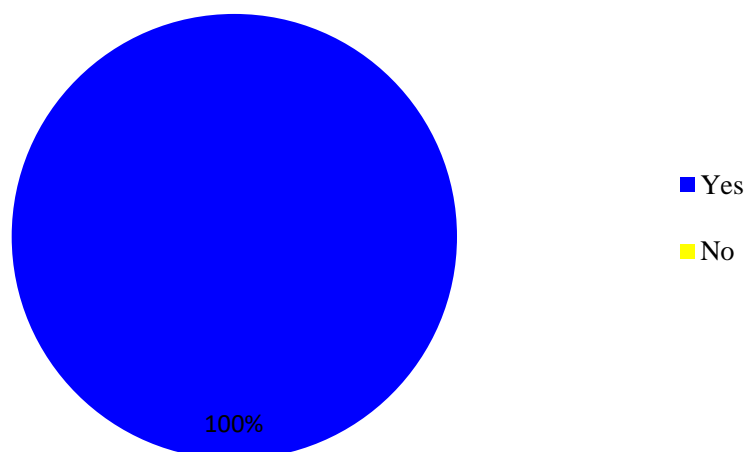
**6. Are you satisfied with the curriculum & syllabus?**



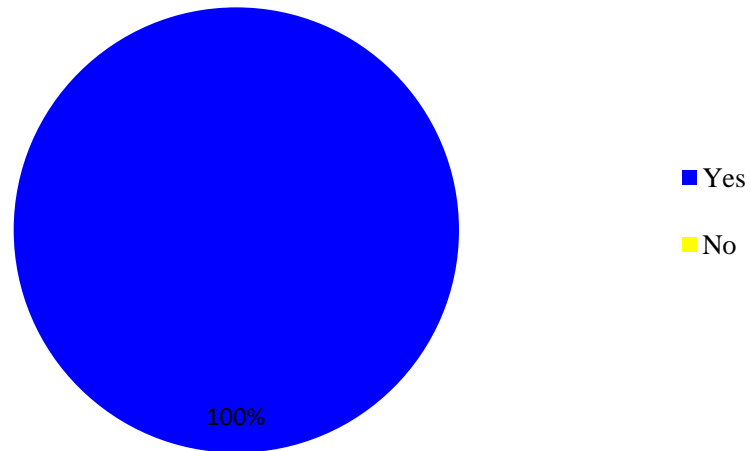
**7. Are you contributing to the holistic education of the students (soft skill & personality development)?**



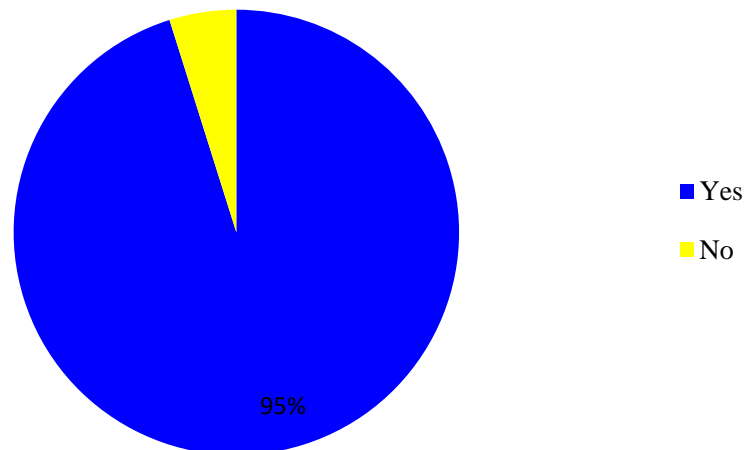
**8. Do you motivate the students to use extra resources like library, journals & on-line sites?**



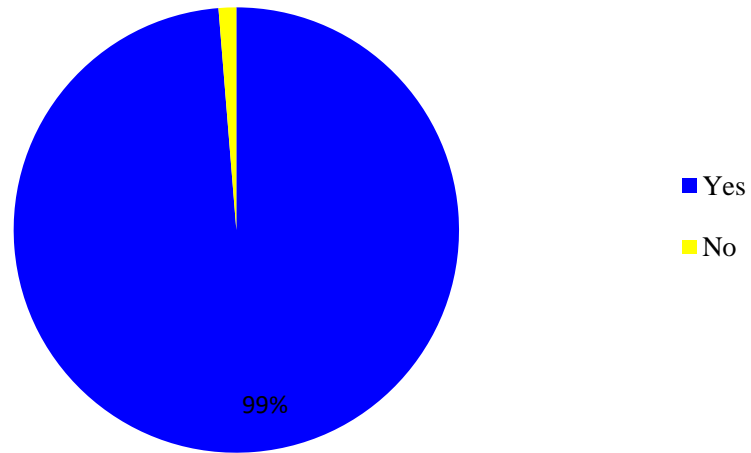
**9. Do you motivate the students to express themselves freely & with confidence?**



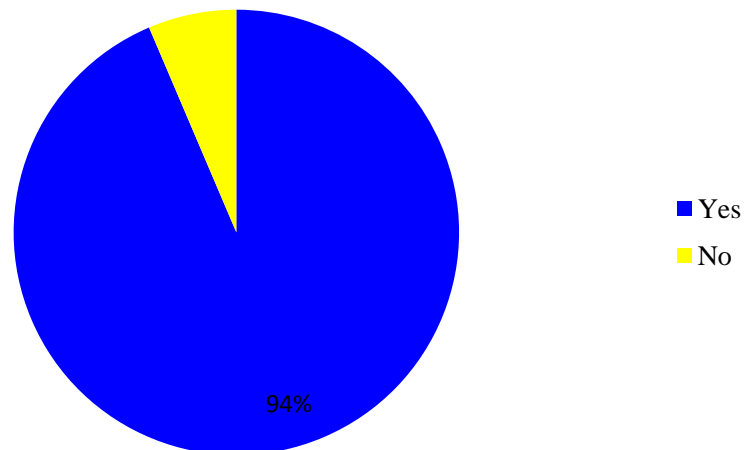
**10. Do you believe in establishing personal rapport with the students?**



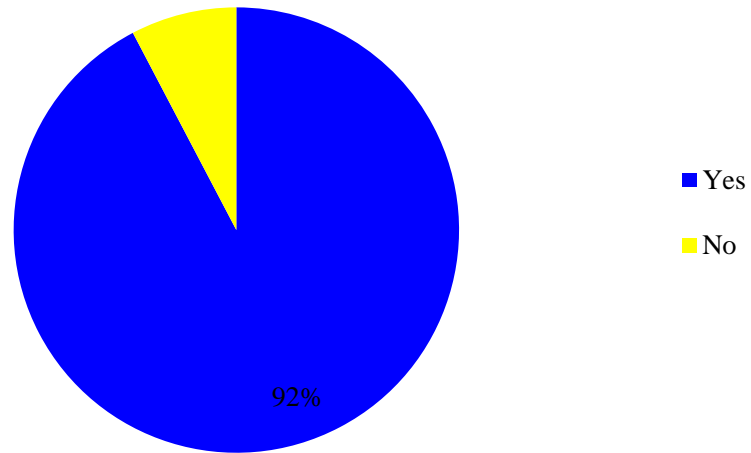
**11. Are you confident in your ability to promote students', emotional, social & problem solving skills?**



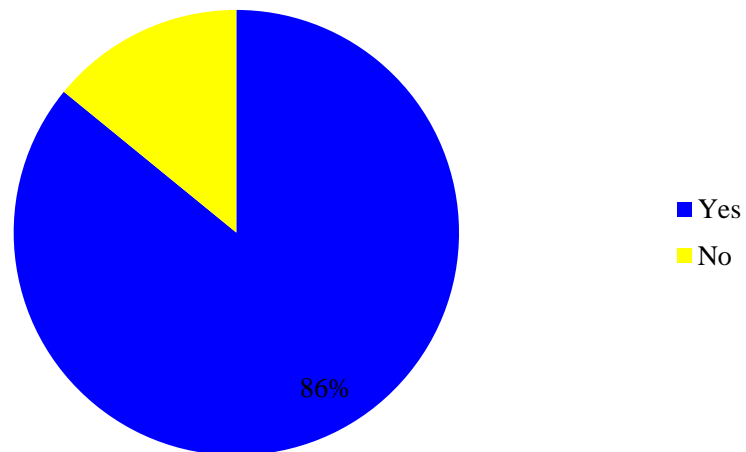
**12. Do you devote extra time if needed to students who have special educational needs?**



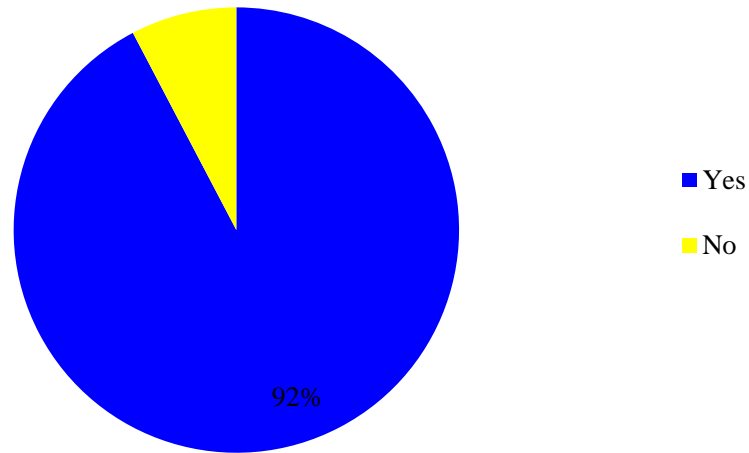
**13. Are you satisfied with the newly launched schemes – Deeksha (Orientation), Mentor- Mentee schemes and syllabus booklet?**



**14. Are you awarded grades and scales in time?**



**15. Are you aware of welfare scheme of government being provided to you (LTC, CCL, Loans, and Medical)?**



**Suggestions:**

- **Parking Problem**
- **Cleanliness in the College premises**

**Summary:**

Regarding holistic education of the students, 100 percent of staff members are confident of their contribution towards it. Moreover, 100 % of staff motivates the students to use extra resources like library; journals & on-line sites. Also 100 % of staff motivates and encourages the students to express them freely and with confidence. While 95 % of staff believes in establishing personal rapport with the students. 99 % of staff are confident about their abilities to promote students' emotional, social & problem solving skills. 94 % of staff devotes extra time as per requirement to students with special educational needs. Regarding teacher taught ratio, 72% staff satisfied with it and 83 % of staff is satisfied with the curriculum & syllabus.

92 % of staff members keep themselves updated with the latest teaching techniques and technology. Also 92 % of staff members are satisfied with opportunities to attend training, conferences workshops and seminars for professional growth and also with administrative approval and attitude towards research and professional growth.

Regarding infrastructure of the college 99 % of staff is satisfied. 94 % of staff members are appreciative of attitude of the administration and non-teaching staff. Similarly 92 % of the staff is satisfied with the newly launched schemes – Deeksha (orientation), mentor- mentee schemes and syllabus booklet. While 86 % of staff members approve that grades and scales are awarded on time, 92 % of staff is aware of welfare schemes of government being provided to them like LTC, CCL, Loans and Medical.

**Conclusion:**

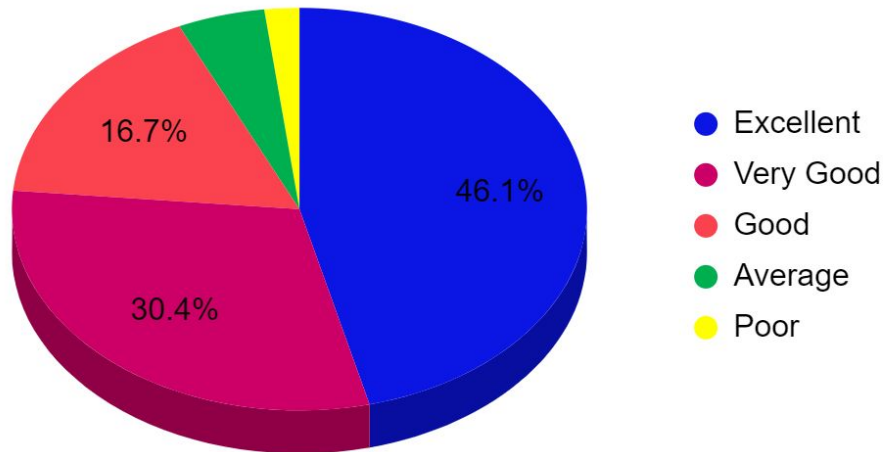
Overall 90 % of staff is updated with various technologies required for professional growth. More than 93 % staff is positive about teaching learning process. As far as various newly launched schemes and infrastructure are concerned 92 % staff is satisfied with them.



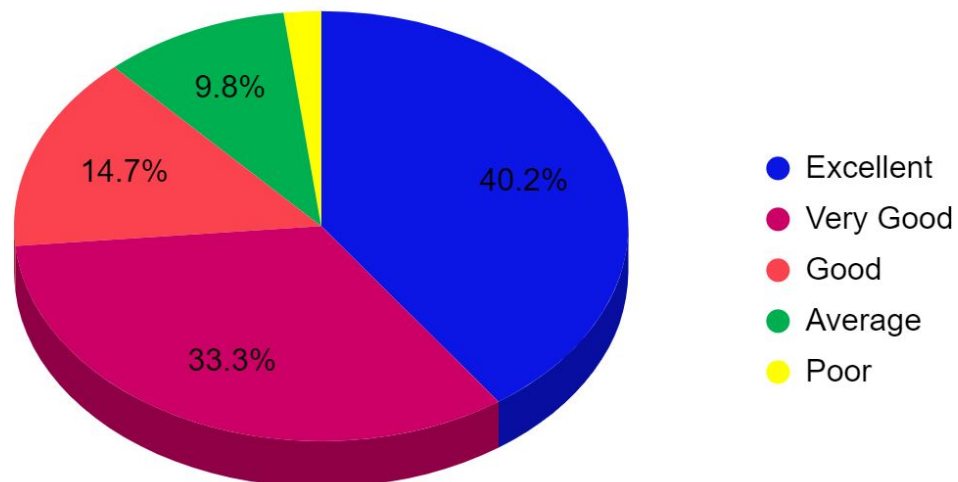
# 2018-2019 ALUMNI FEEDBACK ANALYSIS

2018-19 Alumni Feedback Analysis & Review Summary

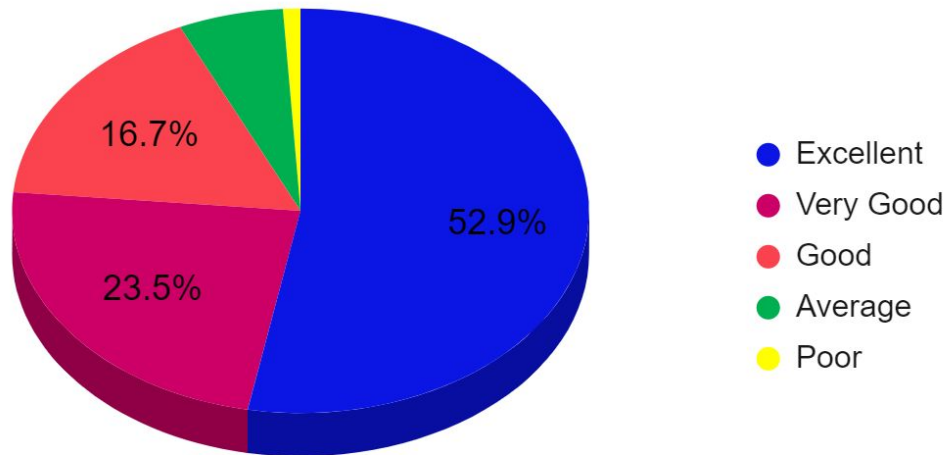
1.) How do you rate the courses that you have learnt in the college in relation to your current job /occupation ?



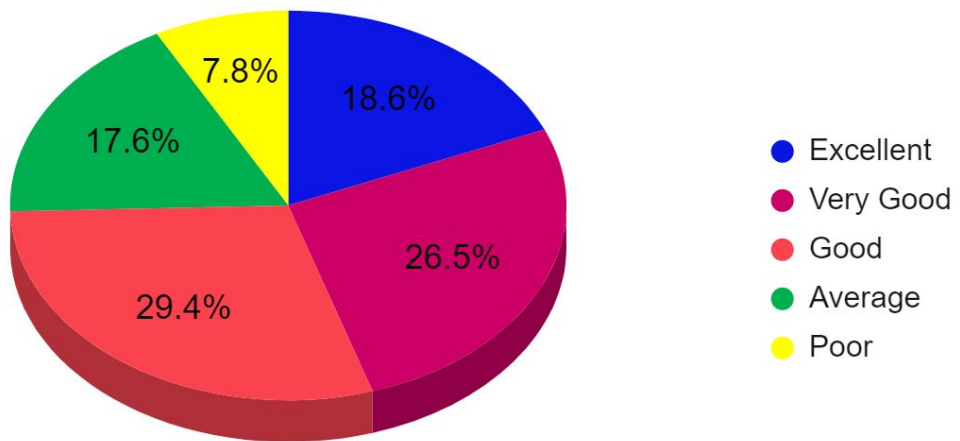
2) Infrastructure and Lab Facilities



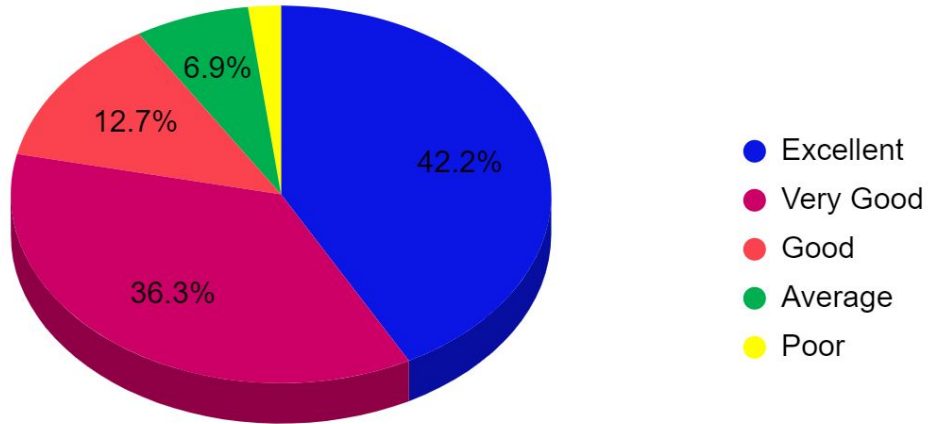
### 3) Faculty:



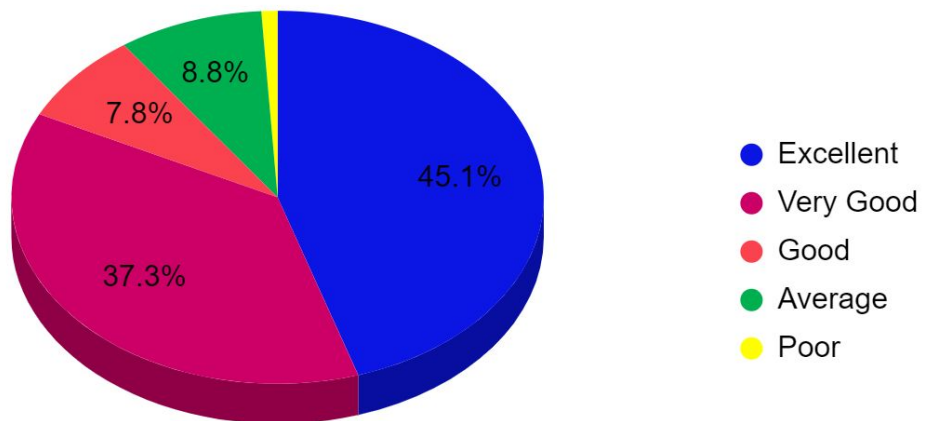
### 4) Canteen Facilities



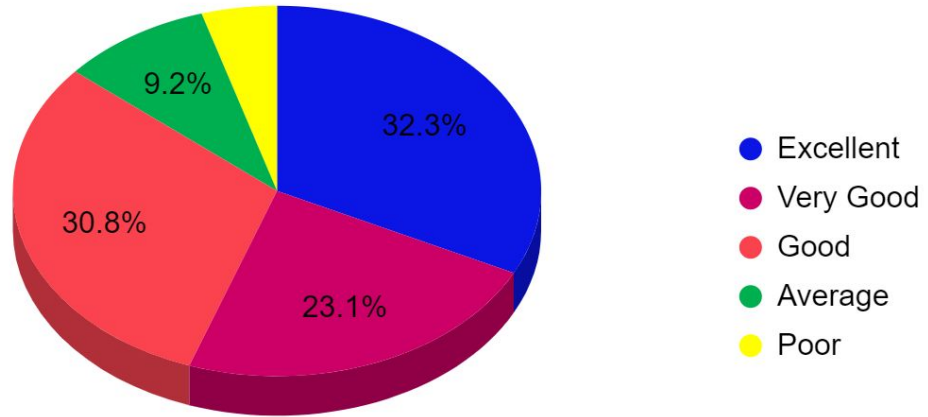
### 5) Library



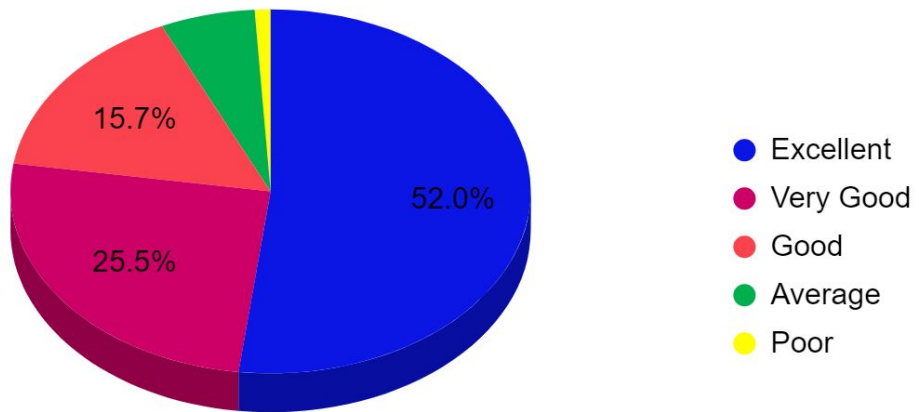
### 6) Office Staff



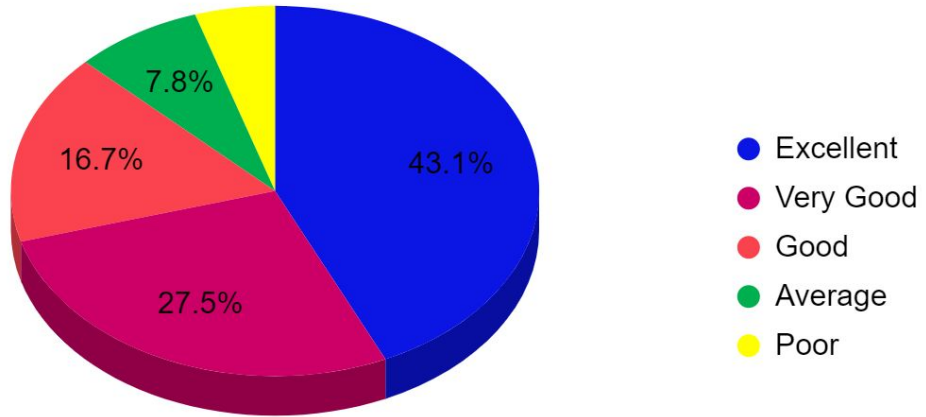
### 7) Hostel Facilities



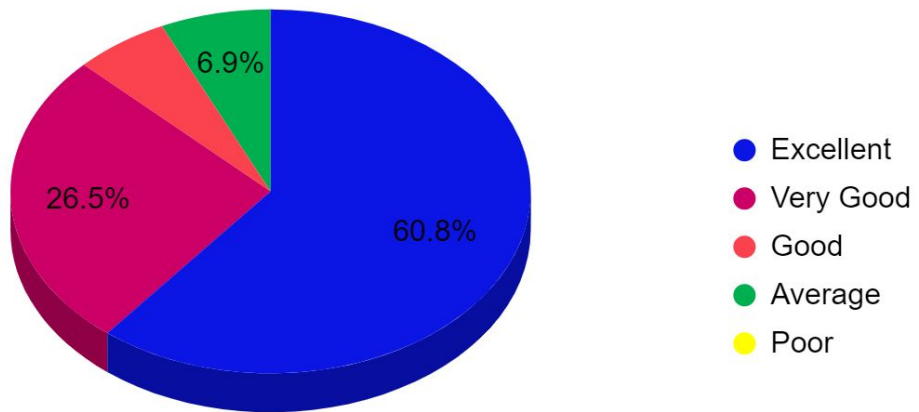
### 8) Educational Resource



### 9) Admission Procedure



### 10) Overall Rating of the College



### **Suggestions :**

- More tours can be arranged.
- Induction Programs should be organised to ease the freshers.

### **Summary :**

Regarding rating the relevance of courses offered in the college to their present job or occupation response of more than 75% of the alumni has been 'Excellent' & 'Very Good'. Then 77% of them applauded the eminent faculty of college as 'Excellent' & 'Very Good' while 78% found the utilization of Educational Resources as 'Excellent' & 'Very Good'. Student friendly approach of college towards the Admission Procedure has been ranked as 'Excellent', 'Very Good' & 'Good' by more than 87% of the alumni.

Under the facilities and infrastructure being offered by the college, lab facilities have been marked as 'Excellent', 'Very Good' & 'Good' by 83% and canteen facilities as 'Excellent' & 'Very Good', 'Good' by 75% respectively. The library in college with a vast collection of study material has been recognised as 'Excellent' & 'Very Good' by 79% of the alumni. Interaction with Office staff has been considered as 'Excellent' & 'Very Good' by more than 82%. of the old students. Spacious and well built boys hostel in the campus has been remarked as 'Excellent' & 'Very Good' by more than 86%.

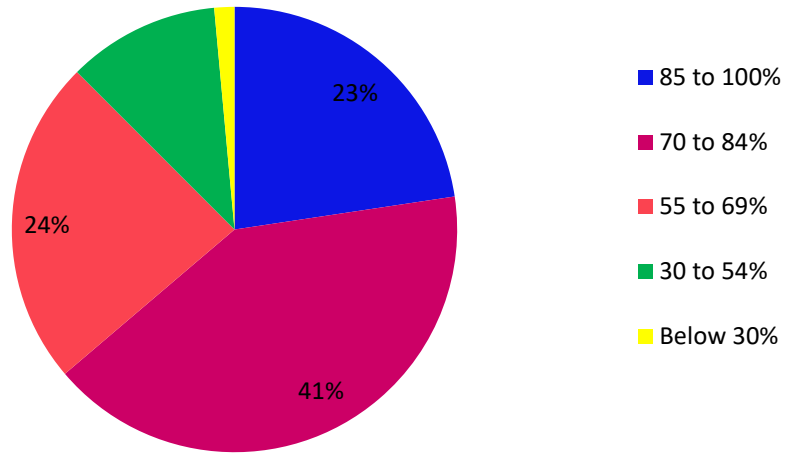
### **Conclusion :**

More than 75% of the college alumni rated the pedagogical aspects of College as 'Excellent' & 'Very Good'. 83% of them appreciated the available infrastructure and facilities by placing these under 'Excellent', 'Very Good', 'Good'.

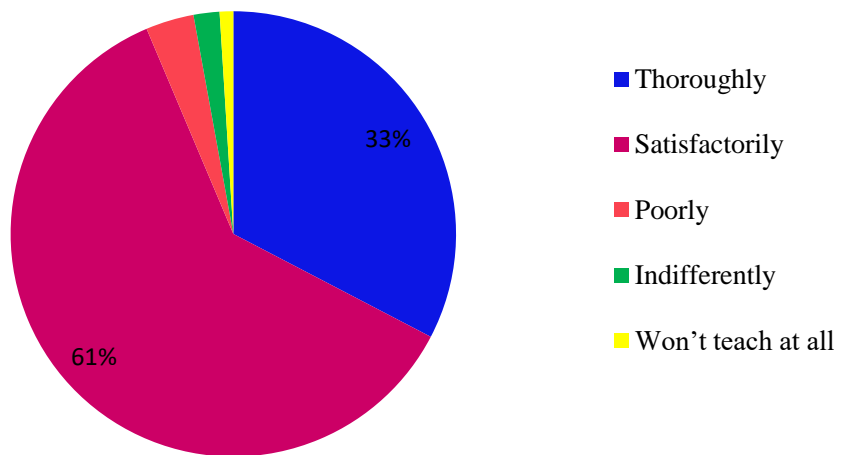
More than 87% of the alumni complimented the College as 'Excellent' and 'Very Good'.

## 2019-2020 STUDENTS FEEDBACK ANALYSIS

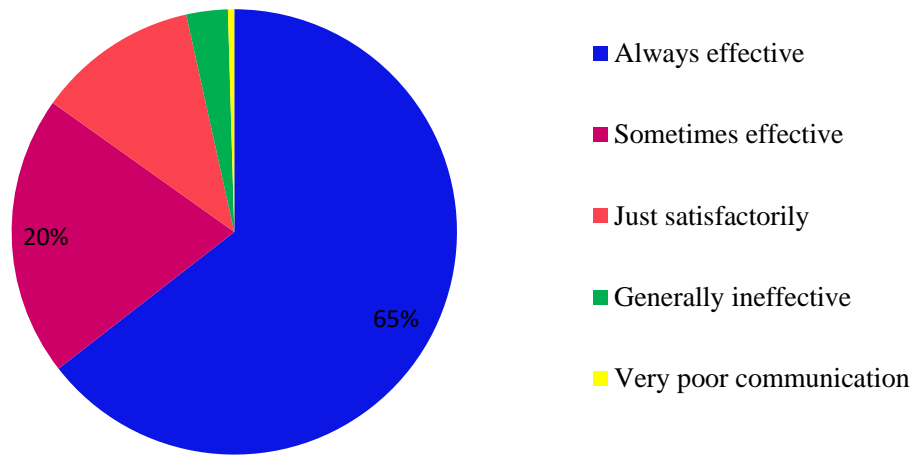
### 1. How much of the syllabus was covered in the class?



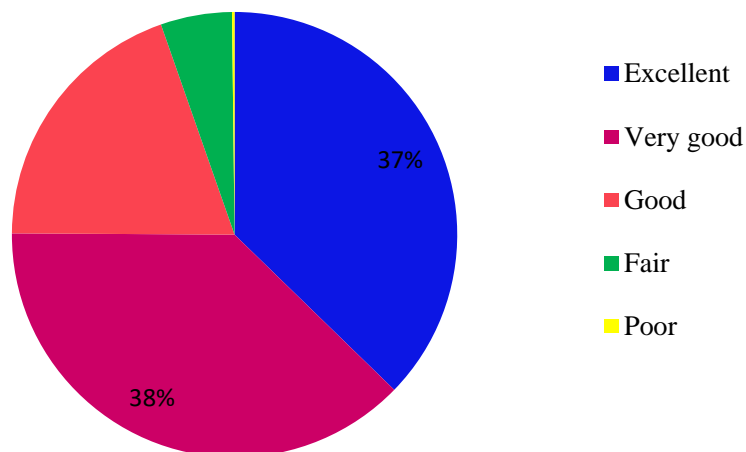
### 2. How well did the teachers prepare for the classes?



### 3. How well were the teachers able to communicate?

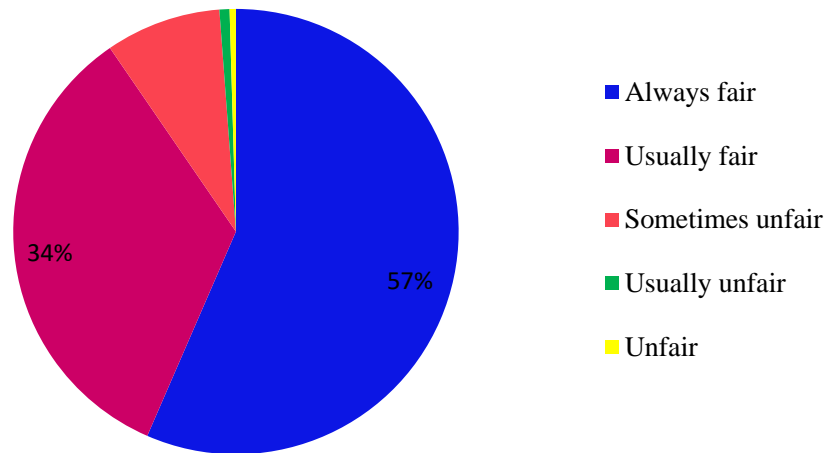


### 4. The teacher's approach to teaching can best be described as

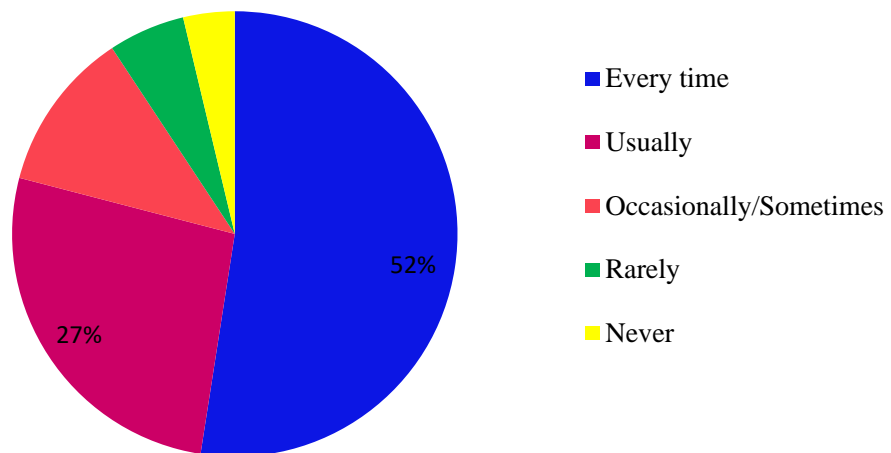




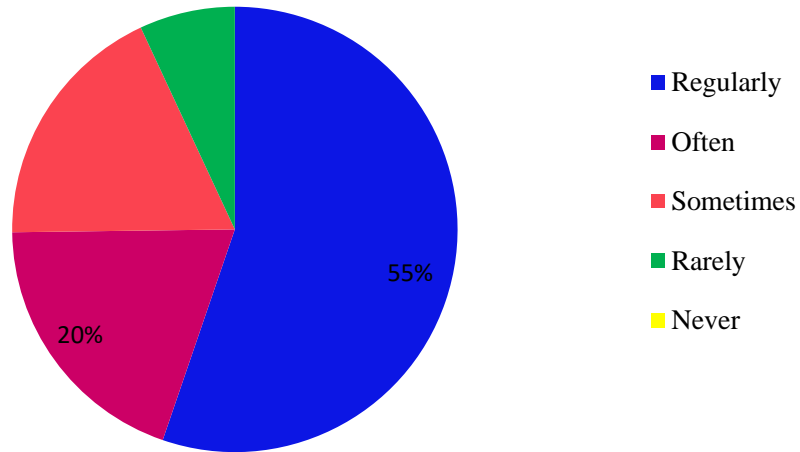
**5. Fairness of the internal evaluation process by the teachers.**



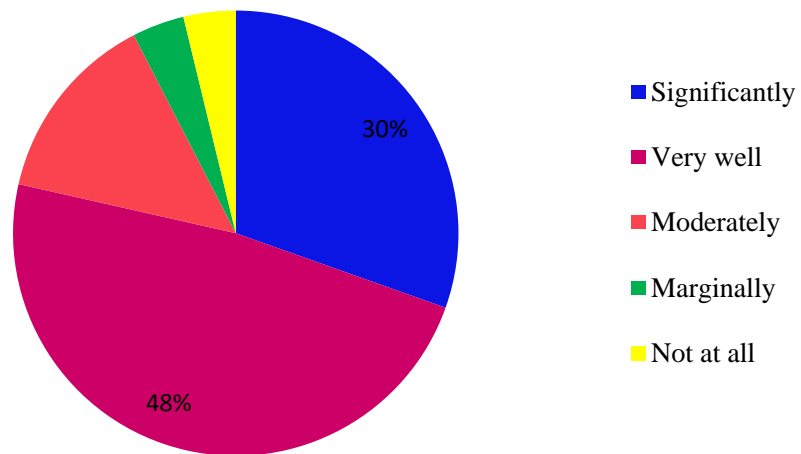
**6. Was your performance in assignments discussed with you?**



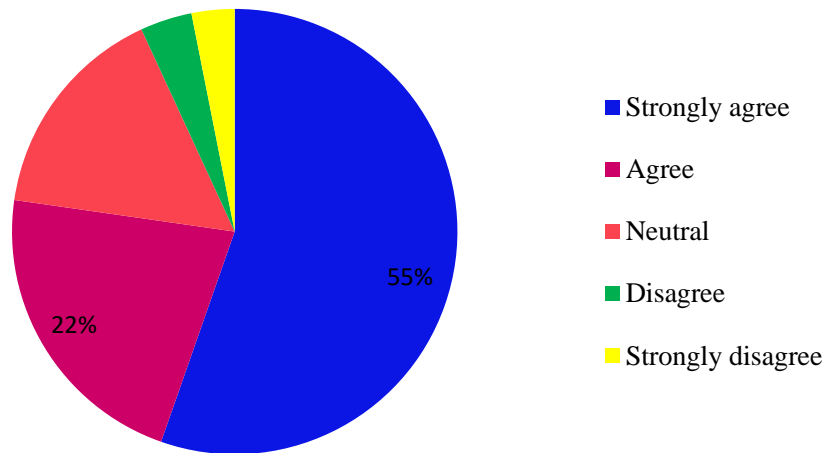
**7. The institute takes active interest in promoting internship, student exchange, and field visit opportunities for students.**



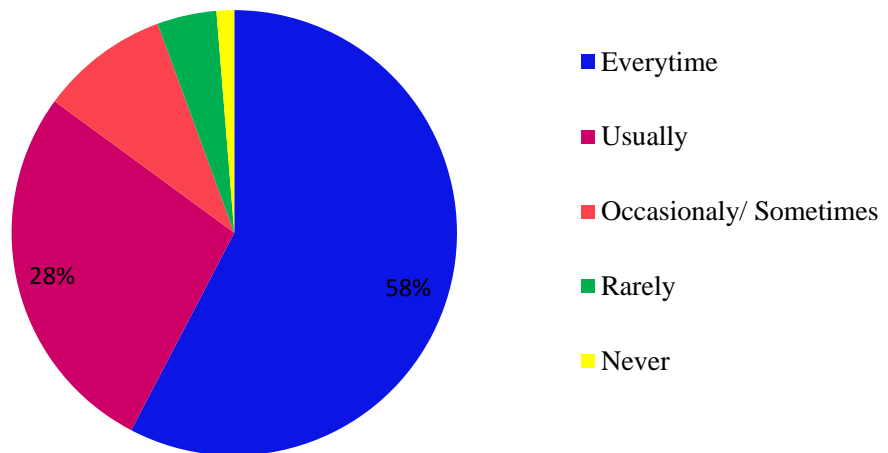
**8. The teaching and mentoring process in your institution facilitates you in cognitive, social and emotional growth.**



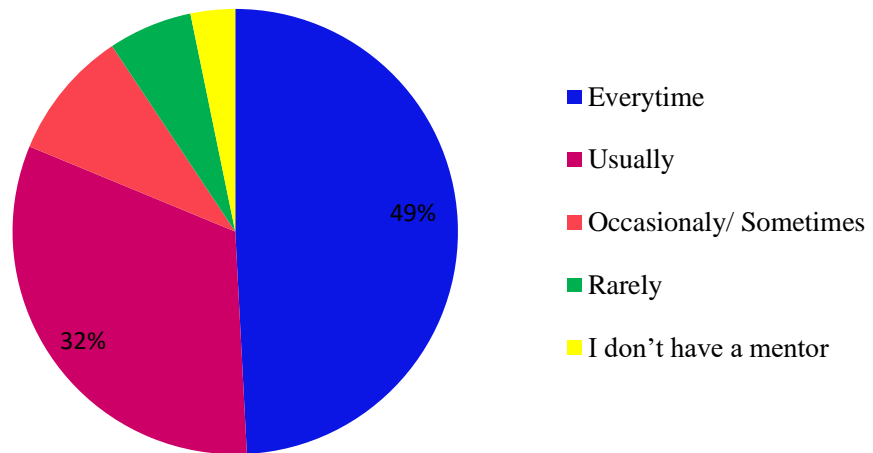
**9. The institution provides multiple opportunities to learn and grow.**



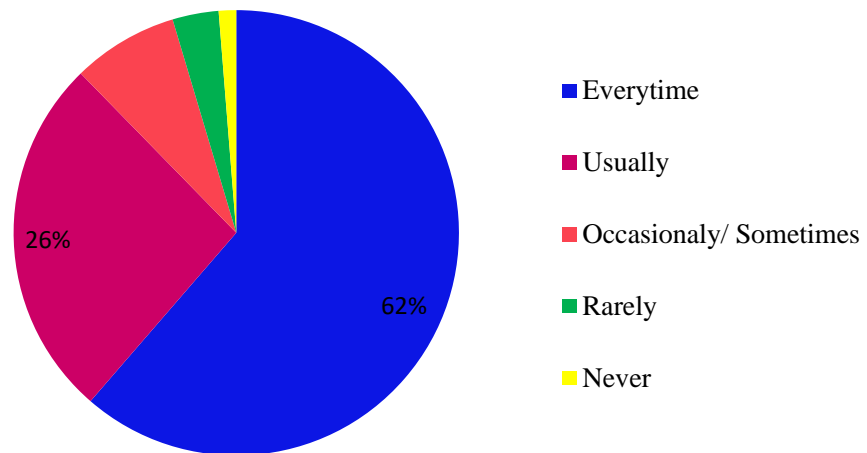
**10. Teachers inform you about your expected competencies, course outcomes and programme outcomes.**



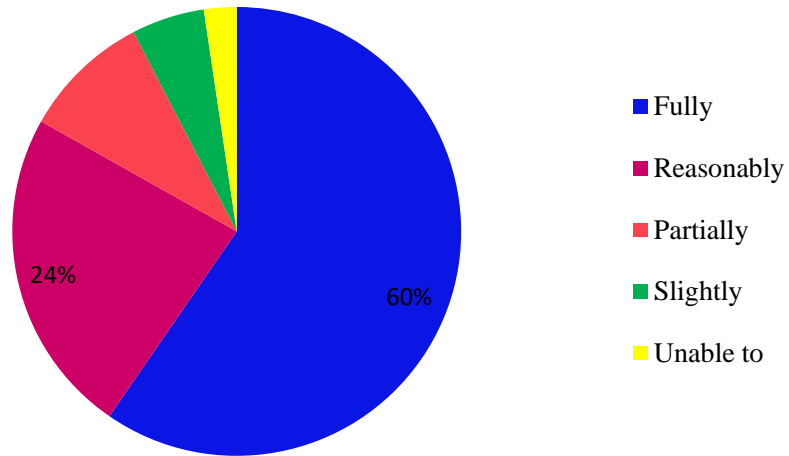
**11. Your mentor does a necessary follow-up with an assigned task to you.**



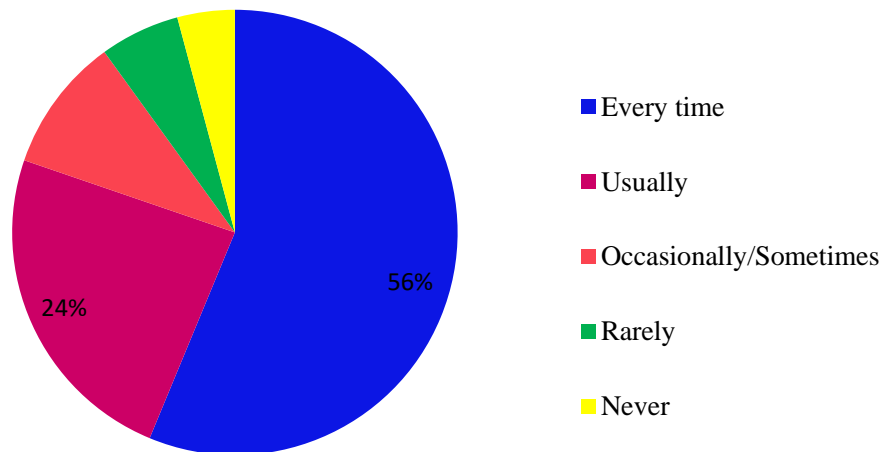
**12. The teachers illustrate the concepts through examples and applications.**



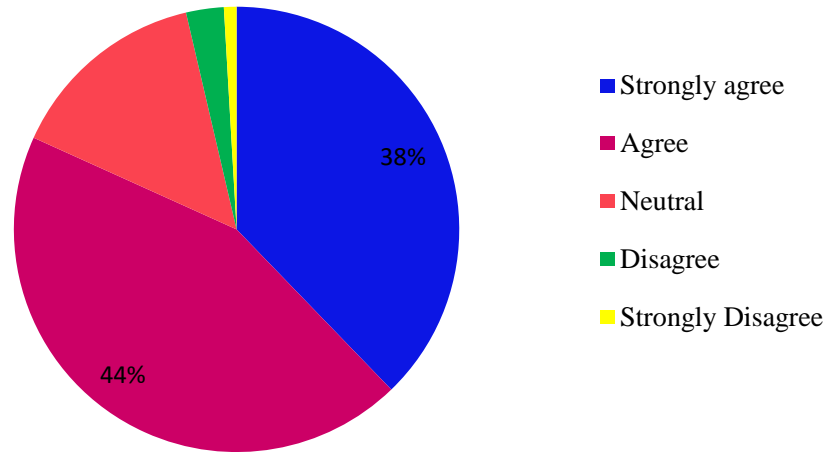
**13. The teachers identify your strengths and encourage you with providing right level of challenges.**



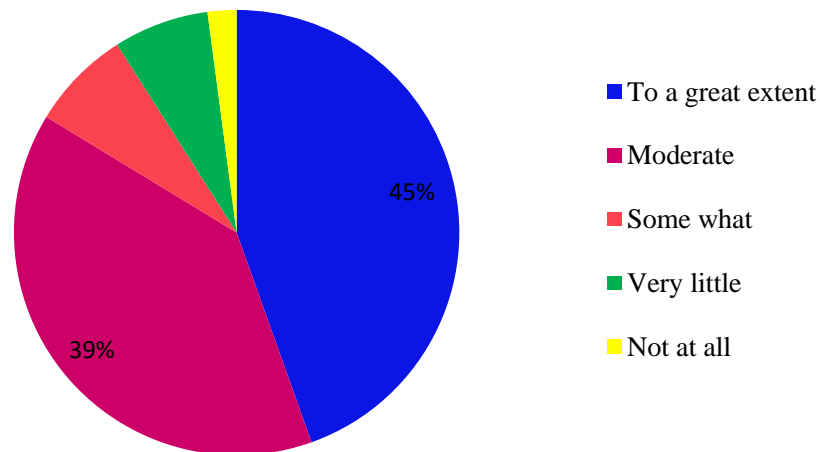
**14. Teachers are able to identify your weaknesses and help you to overcome them.**



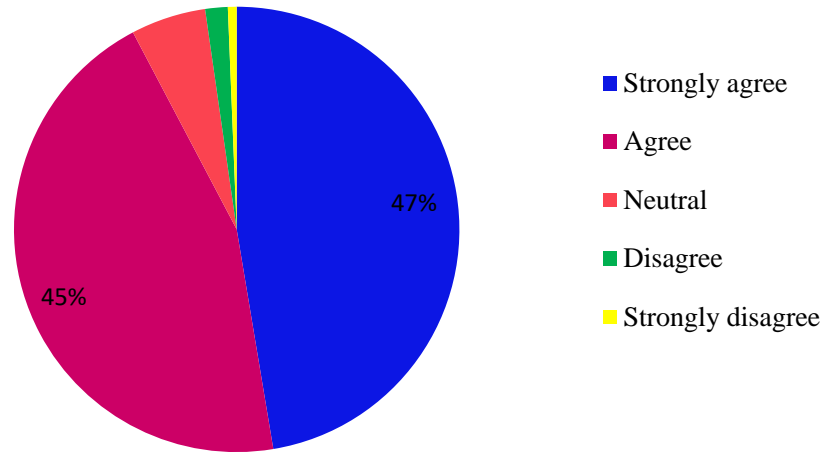
**15. The institution makes effort to engage students in the monitoring, review and continuous quality improvement of the teaching learning process.**



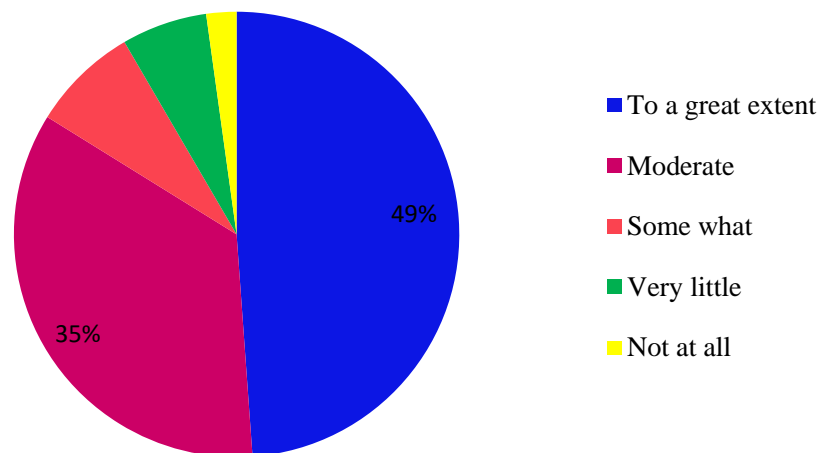
**16. The institute/ teachers use student centric methods, such as experiential learning, participation learning and problem solving methodologies for enhancing learning experiences.**



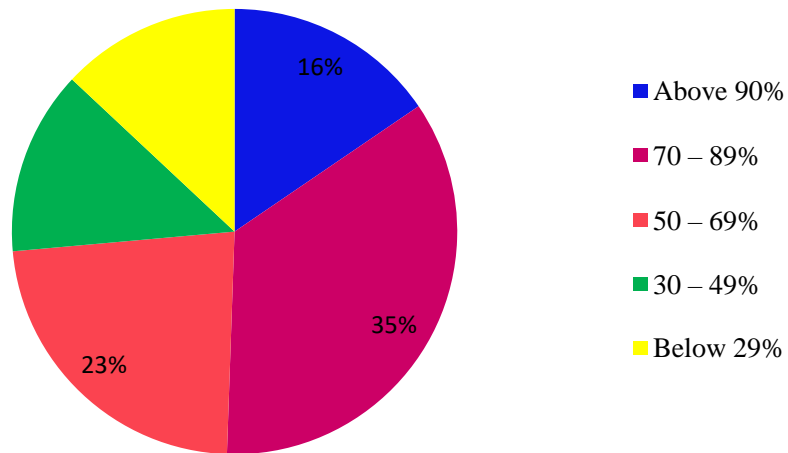
**17. Teachers encourage you to participate in extracurricular activities.**



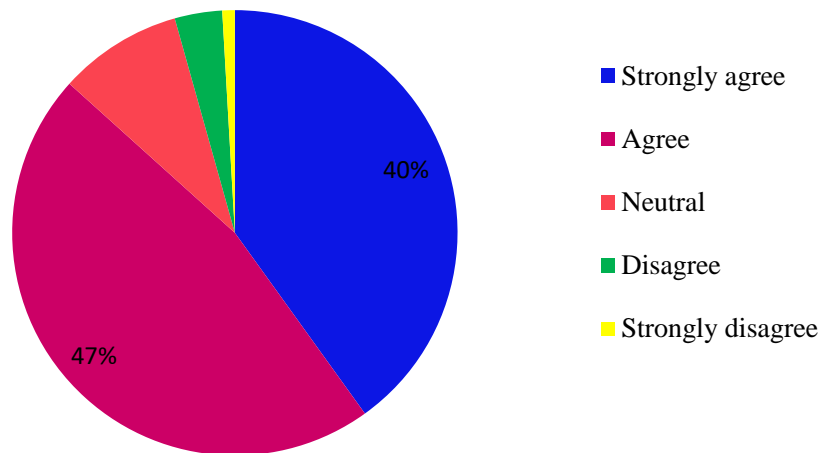
**18. Efforts are made by the institute/ teachers to inculcate soft skills, life skills and employability skills to make you ready for the world of work.**



**19. What percentage of teachers use ICT tools such as LCD projector, Multimedia, etc. while teaching.**



**20. The overall quality of teaching-learning process in your institute is very good.**





### **Suggestions:**

- **Enhancement of Digital learning**
- **Increase no of equipment's, quantity of chemicals for practical**
- **Increase Drinking water facility at all floors**
- **Library access 24\*7**
- **Girls Bus Facility should be provided**
- **Increase Sports Facility in Campus**

### **Summary:**

Regarding the coverage of syllabus, 60 to 64 percent of students are satisfied with the coverage of 70 to 100 percent syllabus. And 90 to 94% of the students appreciated the preparedness of teachers with the remark 'Thoroughly' and 'satisfactorily' and 80 to 85 percent of students appreciated the effective communication with 65 percent remark 'Always Effective'. Moreover, 70 – 75 % of the students describe teacher's approach with remarks 'Excellent' and 'Very Good'. 88% of students are satisfied with the practical examples and applications mentioned by the teacher while explaining the concepts and 84 % of them are of the view that teachers identify student's strengths and 80 % again are of the view that teachers identify student's weakness and encourage students to overcome them. Also 74% of them opine that teachers make satisfactory use of ICT Tools during teaching.

Regarding mentoring, 78% of students strongly agree and appreciate the effort put in by the college to improve the quality of teaching and learning process & to facilitate cognitive, social and emotional growth of students. Regarding information provided by teachers about competencies, course outcomes and programme outcomes, 81% of the students get satisfied with them. 92% of students strongly agree with the effort put in by the teachers to encourage students to participate in extracurricular activities The efforts made by the college/ teachers to inculcate soft skills, life skills and employability skills to make students ready for the world of work are appreciated to great extent by 84% students.

The evaluation process and transparency in the system is well applauded by 91% of the students. Similarly, 70 to 79 percent of students said that performance in assignments is always discussed with them. The 81% of students get satisfied with follow up regarding assigned task.

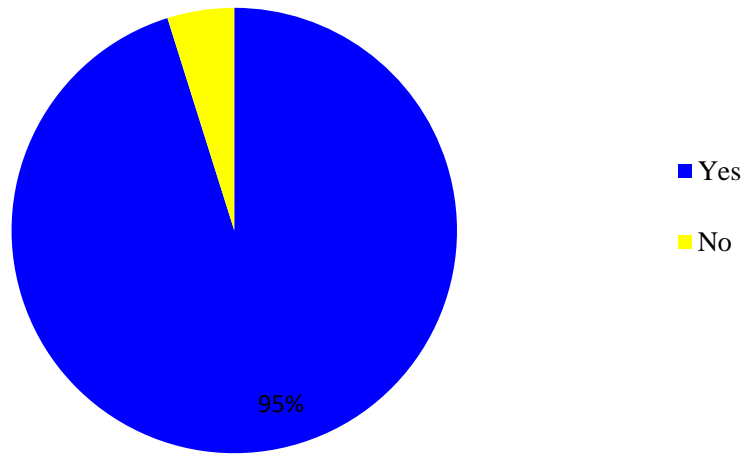
The teaching-learning process in the institute with the implementation of modern and distinctive methods, such as experiential learning, participation learning and problem solving methodologies, could gain the satisfaction levels up to Excellent from 84 % students. Regarding information provided by teachers about competencies, course outcomes and programme outcomes, 81% of the students are satisfied.

**Conclusion:**

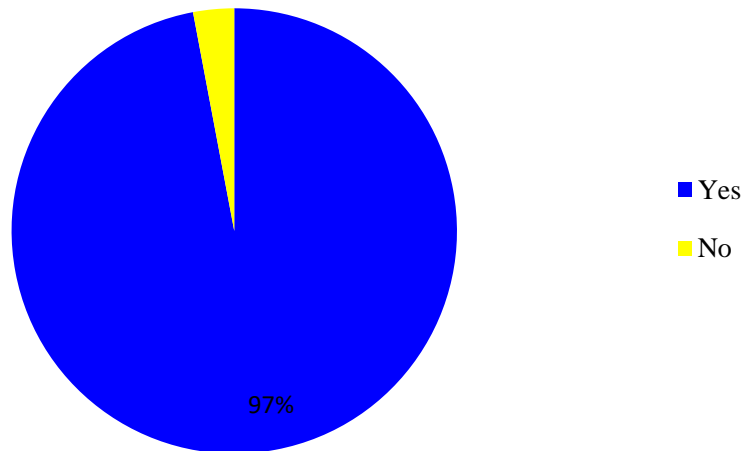
Overall 81% students are satisfied with the quality, preparedness, and input of teachers in the college. More than 80 % students 'strongly agree with efforts made by the college for overall development of students. Regarding evaluation and follow up process, a total of 84 % students are satisfied with them. Quality of teaching-learning process could gain the satisfaction levels up to 'Excellent' from 87 % of students.

## 2019-2020 TEACHERS FEEDBACK ANALYSIS

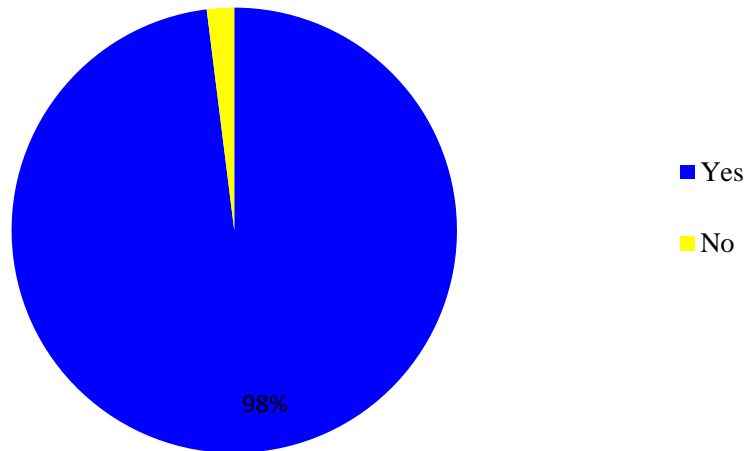
1. Are you satisfied with the infrastructure of the college?



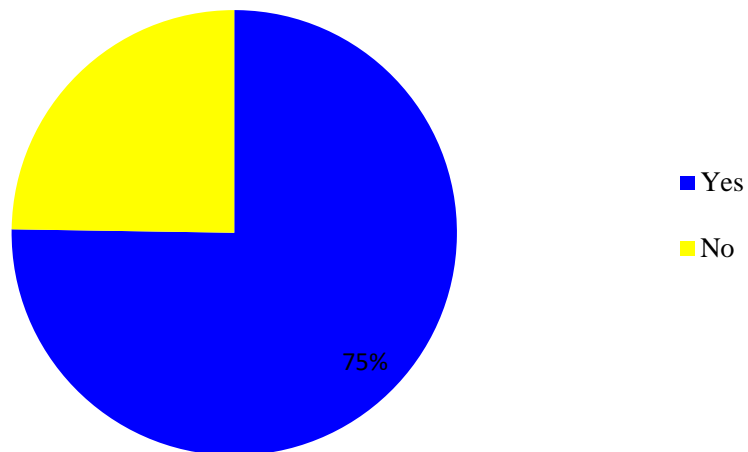
2. Are you being updated with the latest teaching techniques & technology?



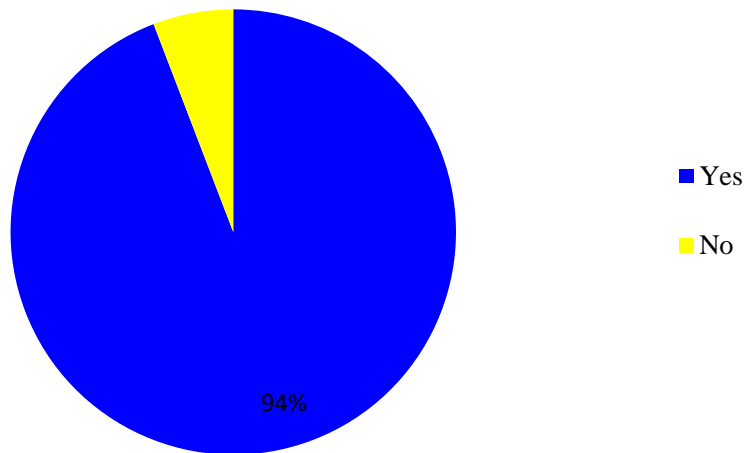
**3. Are you provided opportunities to attend training, conferences workshops and seminars for professional growth and are you satisfied with the administration approval & attitude towards Research & professional growth?**



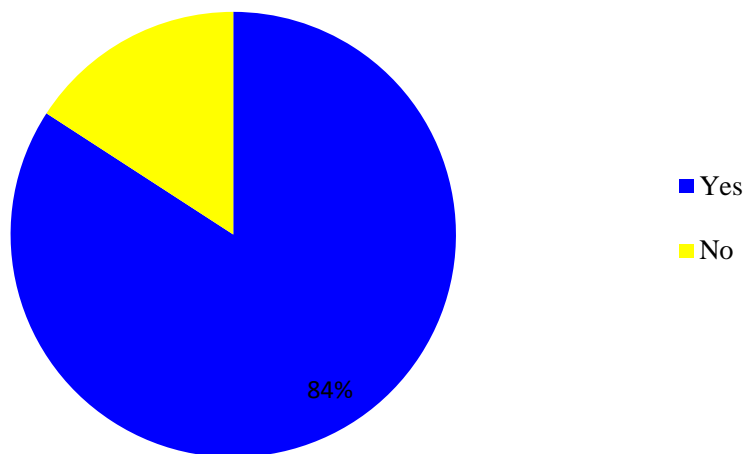
**4. Are you satisfied with the teacher taught ratio.**



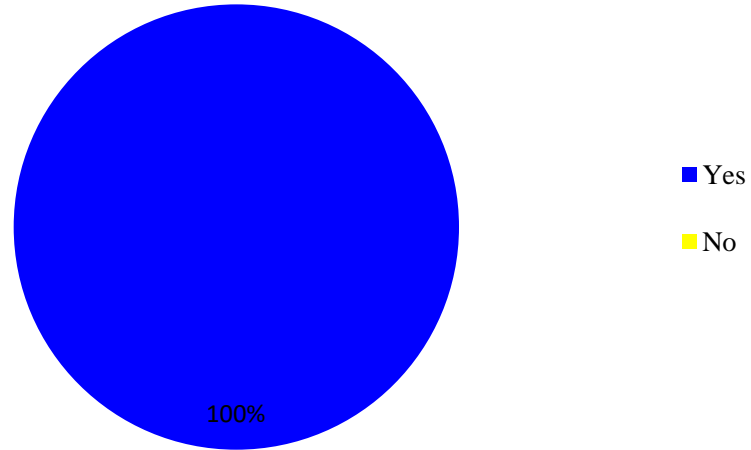
**5. Is the attitude of the administration & non-teaching staff co-operative & respectful?**



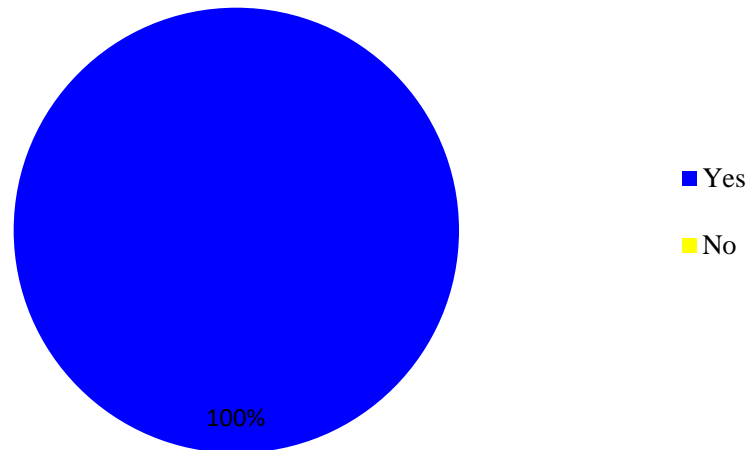
**6. Are you satisfied with the curriculum & syllabus?**



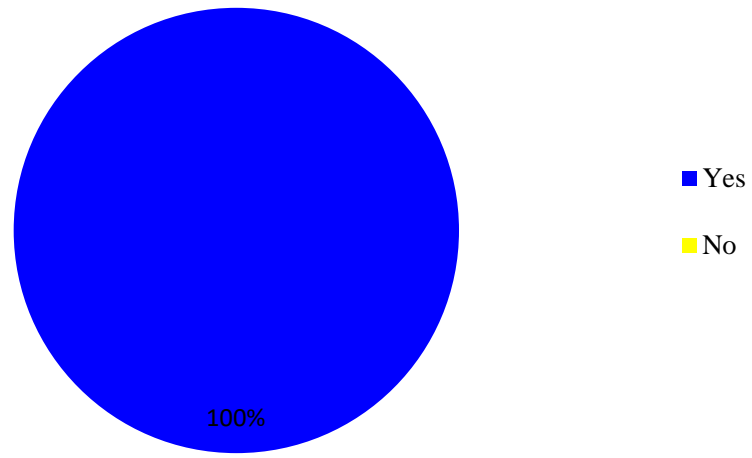
**7. Are you contributing to the holistic education of the students (soft skill & personality development)?**



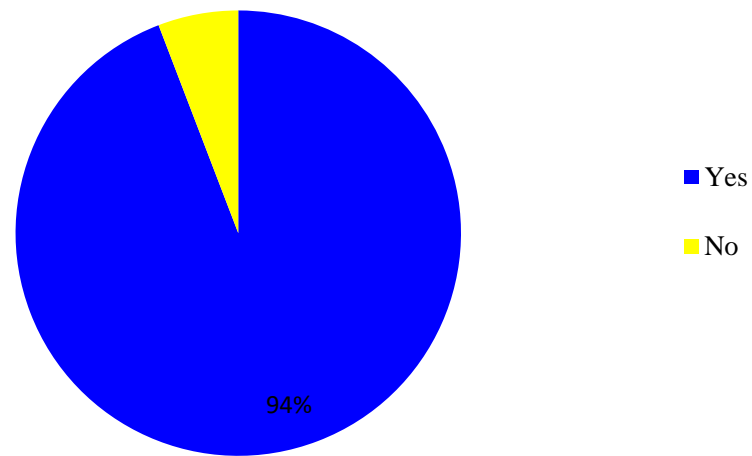
**8. Do you motivate the students to use extra resources like library, journals & on-line sites?**



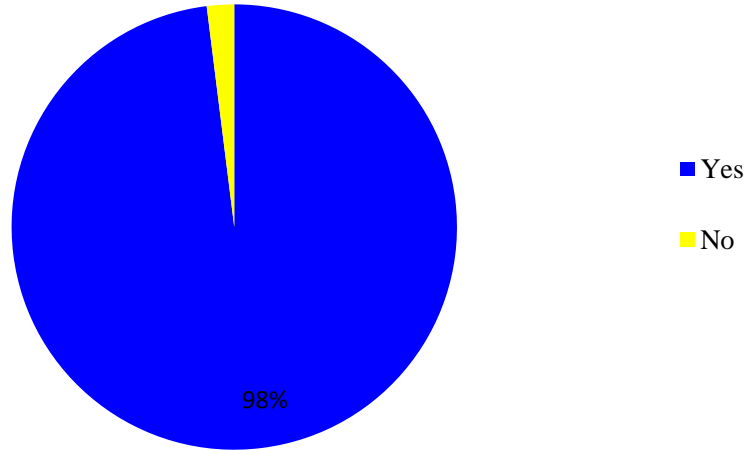
**9. Do you motivate the students to express themselves freely & with confidence?**



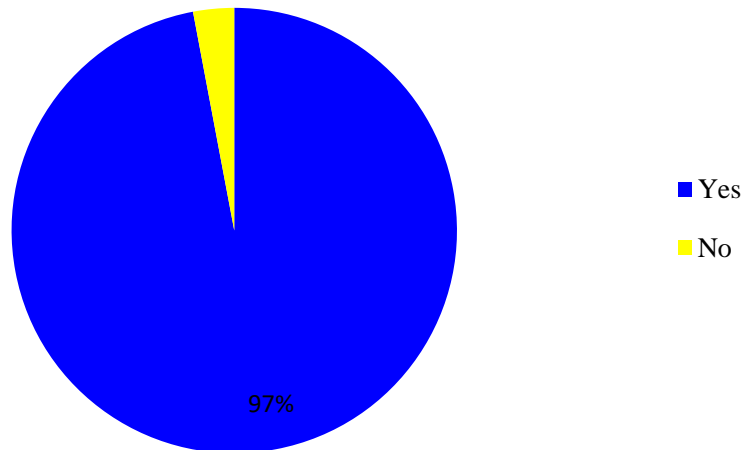
**10. Do you believe in establishing personal rapport with the students?**



**11. Are you confident in your ability to promote students', emotional, social & problem solving skills?**

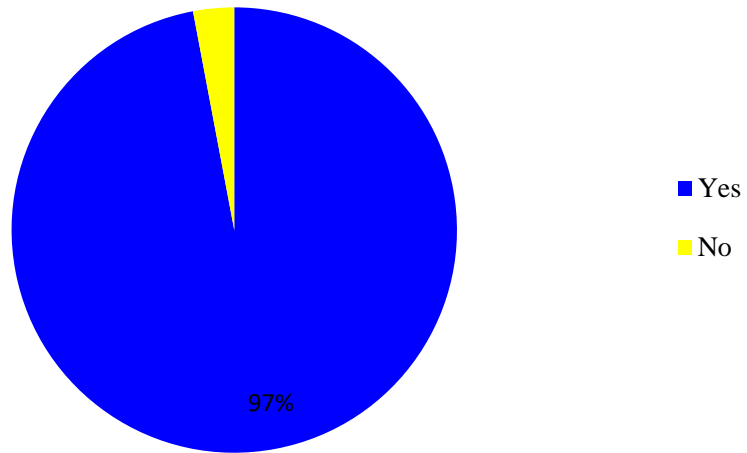


**12. Do you devote extra time if needed to students who have special educational needs?**

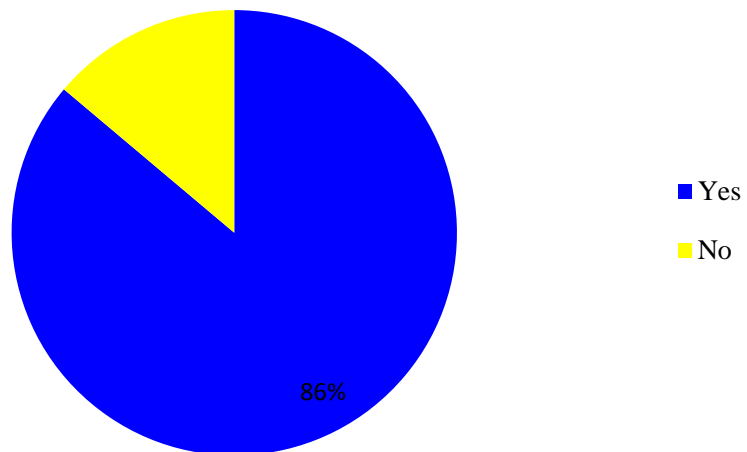




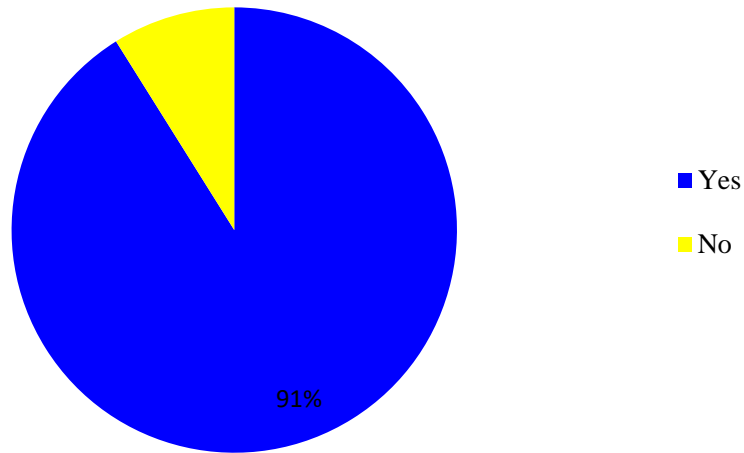
**13. Are you satisfied with the newly launched schemes – Deeksha (Orientation), Mentor- Mentee schemes and syllabus booklet?**



**14. Are you awarded grades and scales in time?**



**15. Are you aware of welfare scheme of government being provided to you (LTC, CCL, Loans, and Medical)?**



**Suggestions:**

- **More opportunities for Research**
- **Grade and Scales should be awarded on time**

**Summary:**

Regarding contribution to the holistic education of the students 100 percent of staff agrees. 100 % of staff motivates the students to use extra resources like library; journals & on-line sites. 100 % of staff motivate the students to express students freely & with confidence. 94 % of staff believes in establishing personal rapport with the students. 98 % of staff confident to promote students', emotional, social & problem solving skills. 97 % of staff devotes extra time if needed to students who have special educational needs. Regarding teacher taught ratio, 75% staff satisfied. 84 % of staff satisfied with the curriculum & syllabus.

Regarding the latest teaching techniques & technology, 97 % of staff updated. 98 % of staff satisfied with opportunities to attend training, conferences workshops and seminars for professional growth and administration approval & attitude towards research & professional growth.

Regarding infrastructure of the college 95 % of staff satisfied. 94 % of staff satisfied with attitude of the administration & non-teaching staff. 97 % of staff satisfied with the newly launched schemes – Deeksha (orientation), mentor- mentee schemes and syllabus booklet.86 % of staff satisfied with grades and scales awarded on time.97 % of staff aware of welfare scheme of government being provided to (LTC, CCL, Loans, Medical).

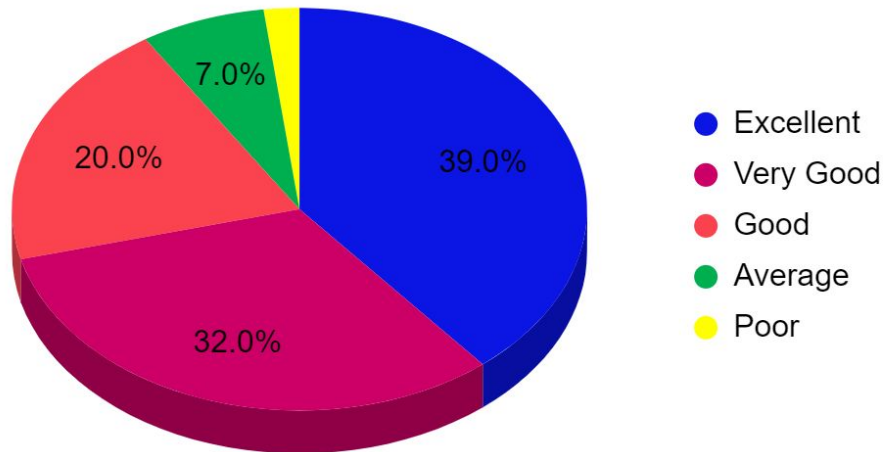
**Conclusion:**

Overall 97 % staff is updated with various technologies required for professional growth. For various newly launched schemes and infrastructure 95 % staff is satisfied with them. More than 93 % staff is satisfied with teaching learning process.

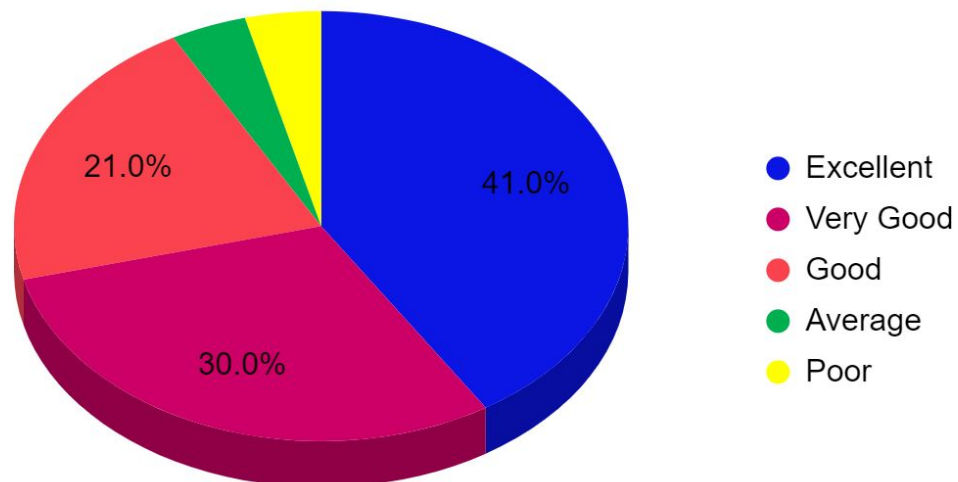
# 2019-2020 ALUMNI FEEDBACK ANALYSIS

2019-20 Alumni Feedback Analysis & Review Summary

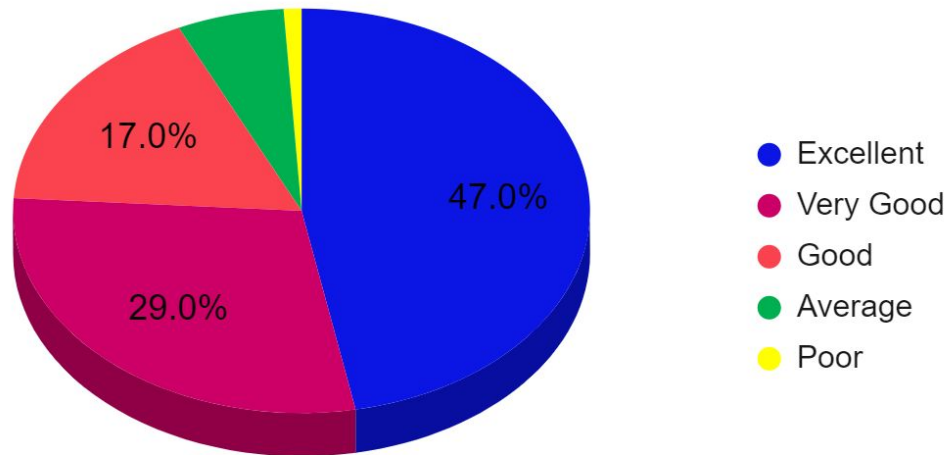
1.) How do you rate the courses that you have learnt in the college in relation to your current job /occupation ?



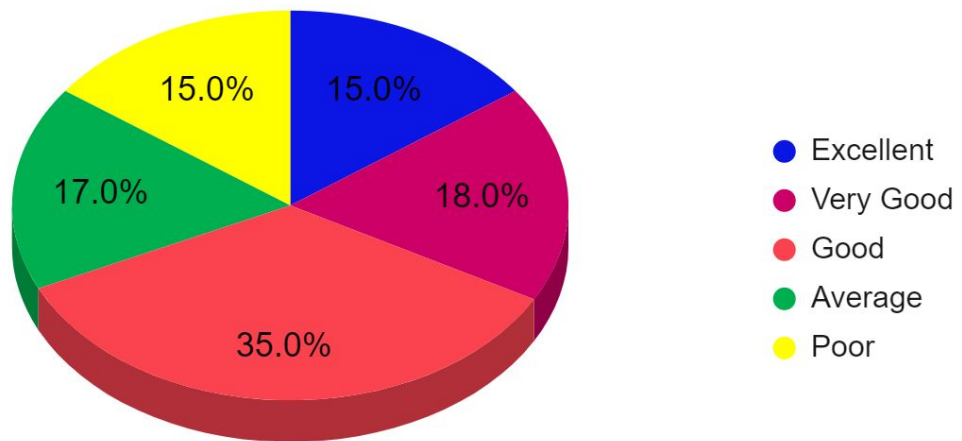
2) Infrastructure and Lab Facilities



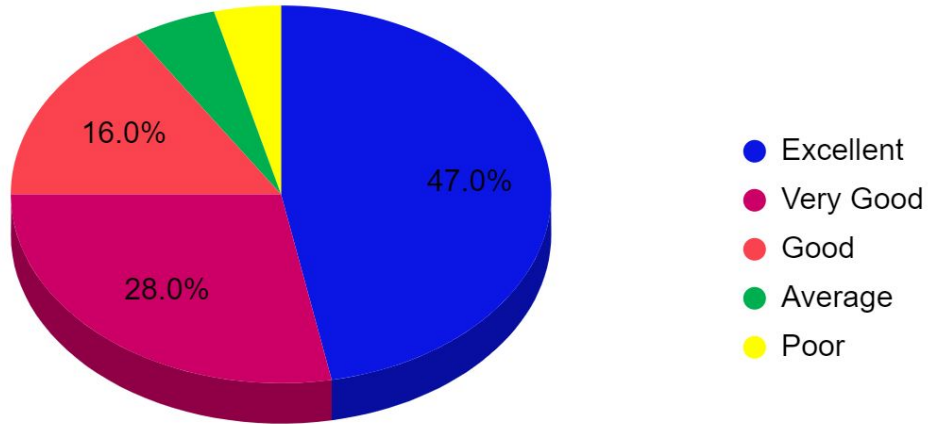
### 3) Faculty:



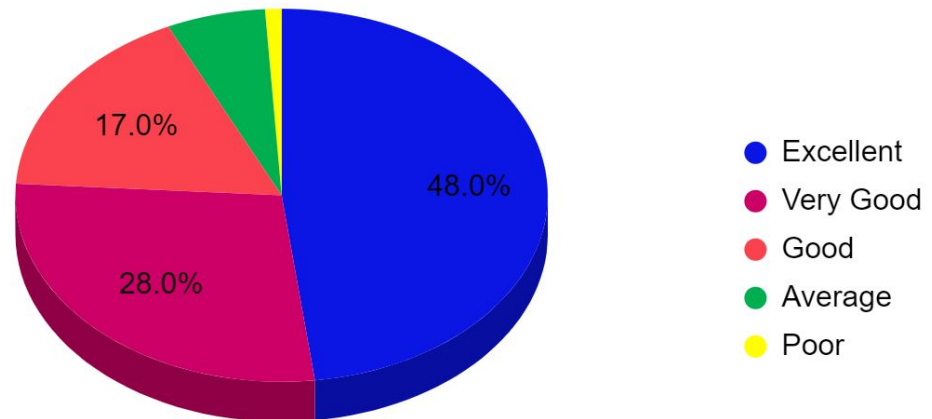
### 4) Canteen Facilities



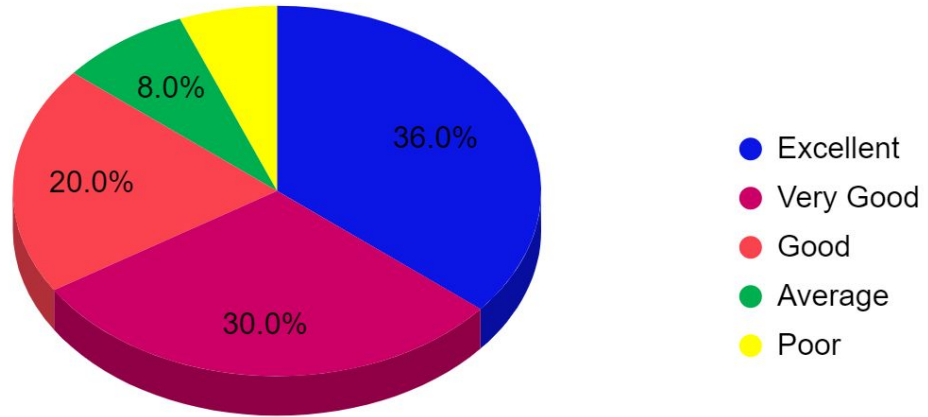
### 5) Library



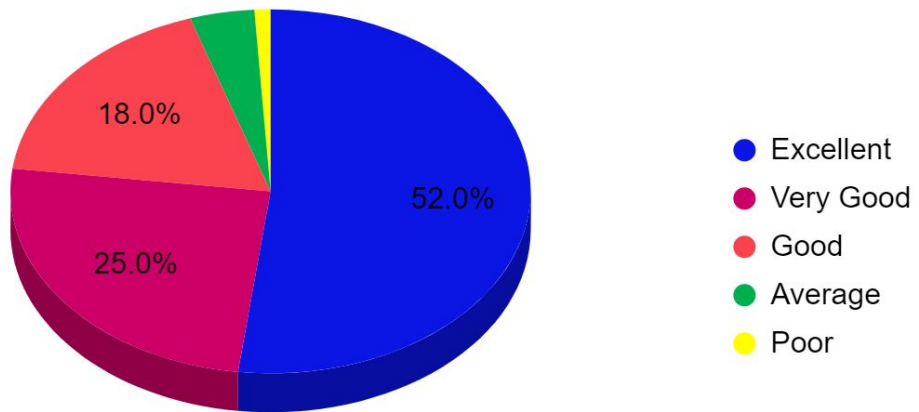
### 6) Office Staff



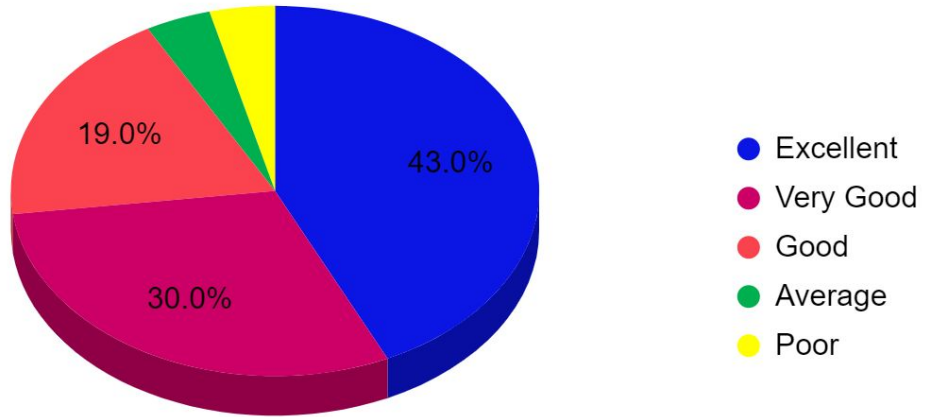
### 7) Hostel Facilities



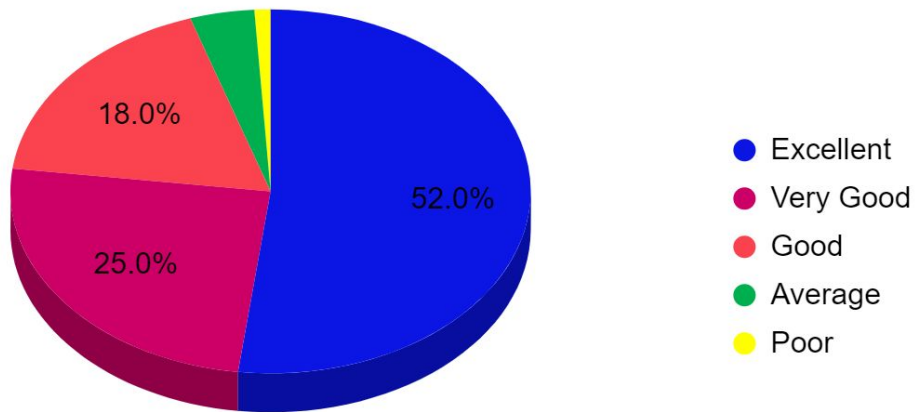
### 8) Educational Resource



### 9) Admission Procedure



### 10) Overall Rating of the College





### **Suggestions :**

- Organization of various training programs for students.
- Provision of Girls Hostel in the campus
- More placement drives or job fairs may be organised.
- Arrangement of Water Coolers.

### **Summary :**

Regarding rating the relevance of courses offered in the college to their present job or occupation response of 71% of the alumni has been 'Excellent' & 'Very Good'. Then 76% of them applauded the eminent faculty of college as 'Excellent' & 'Very Good' while 77% found the utilization of Educational Resources as 'Excellent' & 'Very Good'. Student friendly approach of college towards the Admission Procedure has been ranked as 'Excellent' & 'Very Good' by more than 73% of the alumni.

Under the facilities and infrastructure being offered by the college, lab facilities have been marked as 'Excellent' & 'Very Good' by 71% and canteen facilities as 'Excellent' & 'Very Good' & 'Good' by 68%. The library in college with a vast collection of study material has been recognised as 'Excellent' & 'Very Good' by 75% of the alumni. Interaction with Office staff has been considered as 'Excellent' & 'Very Good' by 76% of the old students. Spacious and well built boys hostel in the campus has been remarked as 'Excellent' & 'Very Good' & 'Good' by 86%.

### **Conclusion :**

More than 75% of the college alumni rated the pedagogical aspects of College as 'Excellent' & 'Very Good'. More than 81% of them appreciated the available infrastructure and facilities by placing these under 'Excellent', 'Very Good', 'Good'.

More than 77% of the alumni complimented the College as 'Excellent' and 'Very Good'

**Action Taken Report  
2015-2016**

**STUDENT'S**

S.No	Feedback	Actions Taken
1	Bus Problem	Telephonically ,Principal contacted the GM ,Roadways to run more buses on the route towards college and to pick and drop the students as nearest as possible to college.
2	Maintenance of cleanliness in college premises.	A cleanliness committee was constituted , Floor Incharges were earmarked for maintenance of cleanliness and hygiene .
3	Sitting arrangement of girls common room.	Furniture and floor dari were being purchased and placed in the girls common room. Makeshift arrangements were being made for better facilities to students. Correspondence was being made with directorate to provide funds for permanent constructions.

**Alumni's**

S.No	Feedback	Actions Taken
1	Use of Whatsapp group for any kind of information for all alumnis	Whatsapp group being created in nov. 2016
2	Introduction of New courses.	As per permission and direction from directorate, new courses were being started from time to time.
3	Development of Infrastructure.	Planning for constructing Incubation centre was being done.

**TEACHER'S**

S.No	Feedback	Action taken
1	Staff room 's space problem	Staff room shifted in old library
2	Day care centre	Started Day care centre

## 2016-2017

### STUDENT'S

S.No	Feedback	Actions Taken
1	Provision of more Water Cooler /RO in college premises.	New Water Coolers were placed, repairing of the existing ones took place and AMC was being done.
2	More playground area for sports activities.	Due to space constraint (being covered from 3 sides by government buildings ) Tau Devi Lal stadium , which has world class facilities and is easily approachable, was being used for sports activities.
3	Disciplinary issues	Discipline committee was constituted. I Card checking on the main gate came into regular practice. PCR with a women constable is on duty daily, during college hours.

### ALUMNI'S

S.No	Feedback	Actions Taken
1	Vocational and Psychological counseling to be conducted for students	Various coaching institutes were invited to guide students for further career opportunities and students were encouraged to unofficially meet faculties from dept. of Psychology for any kind of Psychological counseling, if required.
2	Increase sports facilities.	Due to space constraint (being covered from 3 sides by government buildings) Tau Devi Lal stadium , which has world class facilities and is easily approachable, was being used for sports activities.

### TEACHER'S

S.No	Feedback	Actions Taken
1	Teacher taught ratio should be less	Our college is a govt. institution. Therefore, posting/ selection/ appointment of teacher is not in the purview of the institution

## 2017-18

### STUDENT'S

S.No	FEEDBACK	ACTION TAKEN
1	Enhanced canteen facilities.	Sweeper duties were increased. Canteen Committee conveyed the feedback from students regarding Menu change , Quality of Food,Sitting arrangements,cleanliness etc. to the college administration and actions were taken accordingly.
2	Increase sports facility in campus.	Cinder track constructed out of grant from RUSA in 2018-19
3	Shortage of sitting arrangement in library.	100 chairs were purchased for library

### ALUMNI'S

S.No	FEEDBACK	ACTION TAKEN
1	Organization of various training program for students.	Pre placement intensive career training was organized by placement cell.
2	Holding of fete	Taking the point into consideration , a fete was planned and was being organized on 15 <sup>th</sup> October,2019
3	Provision of Girls Hostel in the campus.	Proposals were being made for the same

## 2018-19

### STUDENT'S

S.No	FEEDBACK	ACTION TAKEN
1	Sanitization.	Soap dispensers were being placed. Napkin vending machine & Incinerators were placed in girls common room.
2	A separate common room for boys	A canopy was constructed out of grant from RUSA in 2019

### ALUMNI'S

S.No	FEEDBACK	ACTION TAKEN
1	More tours can be arranged.	Many tours were arranged in 2019-20 . educational tour to Sanawar , Herbal park Mallah , vulture breeding centre , pinjore. History students visited kunal-an archaeological site.
2	Induction programs should be organized to ease the freshers.	Two days orientation programme was organized in 2019-20

### TEACHER'S

S.No.	FEEDBACK	ACTION TAKEN
1	Parking problem	JCB machine was hired for cleaning the area for parking
2	Cleanliness in college premises.	Tractor was engaged for lifting waste material from the area behind college residences.

## **2019-20**

### **STUDENT'S**

<b>S.No</b>	<b>FEEDBACK</b>
1	Enhancement of Digital Learning.
2	Increase number of equipment quantity of chemicals for practical.
3	Arrangement of more water coolers.
4	Library access 24*7.

### **ALUMNI'S**

<b>S.No</b>	<b>FEEDBACK</b>
1	More Placement drives or Job fairs may be organized.
2	Arrangement of more water coolers.

### **TEACHER'S**

<b>S.No.</b>	<b>FEEDBACK</b>
1	More Opportunities for research.
2	Grades and Scales should be awarded on time.